

## DAFTAR PUSTAKA

- Brigham, Eugene F dan Joel F. Houston. 2014. *Dasar-Dasar Manajemen Keuangan*. Jakarta: Salemba Empat
- Frank, M. M., Lynch, L. J., & Rego, S. O. 2009. Tax reporting aggressiveness and its relation to aggressive financial reporting. *Accounting Review*, 84(2), 467–496.
- Ghozali, Imam. 2016. *Aplikasi Analisis Multivariete Dengan Program IBM SPSS 23 (Edisi 8)*. Cetakan ke VIII. Semarang: Badan Penerbit Universitas Diponegoro.
- Hartono, Jogiyanto. 2013. *Teori Portofolio dan Analisis Investasi, Edisi Kedelapan*. Yogyakarta: BPF.
- Jensen, M., C., dan W. Meckling, 1976. Theory of the firm: Managerial behavior, agency cost and ownership structure. *Journal of Finance Economic* 3:305- 360
- Lanis, Roman and Richardson, G. 2012. Corporate Social Responsibility and Tax Aggressiveness: An empirical analysis. *Journal of Accounting and Public Policy*, 31.
- Lestari, Poppy Ariyani Sumitha, Dudi Pratomo dan Ardan Gani Asalam. 2019. Pengaruh Koneksi Politik dan Capital Intensity Terhadap Agresivitas Pajak. *Jurnal Aset, Akuntansi Riset*, Vol. 11, No. 1.
- Mardiasmo. 2013. *Perpajakan Indonesia*. Jakarta : Salemba Empat.
- Otoritas Jasa Keuangan Republik Indonesia. 2014. *Peraturan Otoritas Jasa Keuangan Nomor 33/POJK.04/2014 Tentang Direksi dan Dewan Komisaris Emiten atau Perusahaan Publik*. Jakarta
- Pohan, Chairil Anwar. 2016. *Pedoman Lengkap Pajak Perambahan Nilai*. Jakarta: Gramedia Pustaka Utama.
- Prabowo, Ananto, Kharisma Dewi, dan Harsono Yoewono. 2021. Pengaruh Struktur Kepemilikan dan Ukuran Perusahaan terhadap Agresivitas Pajak. *PERMAN (Jurnal Perpajakan, Manajemen, dan Akuntansi)*, Vol. 13, No.2.
- Putri, Kurnia Rosy dan Lilik Andriyani. 2020. Pengaruh Capital Intensity, Dewan Komisaris, dan Kepemilikan Institusional Terhadap Agresivitas Pajak. *Business*

*and Economics Conference in Utilization of Modern Technology*, ISSN 2662-9404. Rahmadi, Zara Tania, Eni Suharti dan Hustna dara sarra. 2020. Pengaruh Capital Intensity dan Leverage Terhadap Agresivitas Pajak pada Perusahaan Manufaktur yang Terdaftar di Bursa Efek Indonesia (BEI) Periode 2014-2018. *Jurnal Balance Vocation Accounting Journal*, Vol 4, No 1.

Siswanto, Eko hadi, Chadijah, dan Nurwati. 2021. Pengaruh Ukuran Perusahaan Kepemilikan Institusional Dan Intensitas Modal Terhadap Agresivitas Pajak. *Profita (Komunikasi Ilmiah Akuntansi dan Perpajakan)* Vol 14, No 1.

Suandy, Early. 2011. *Hukum Pajak*. Jakarta: Selemba Empat.

Sugiyono. 2017. *Metode Penelitian Kuantitatif, Kualitatif, dan R&D*. Bandung : CV. Alfabeta.

<https://www.tribunnews.com/>

<https://pressrelease.kontan.co.id/>



## LAMPIRAN

### 1. SPSS

**Descriptive Statistics**

	N	Minimum	Maximum	Mean	Std. Deviation
ETR	45	-.4308	8.0317	.485924	1.2377733
KI	45	.0000	.8171	.338269	.2920379
KOMIND	45	.2500	.5000	.365911	.0791491
UKPERUSH	45	26.3147	33.4945	29.632794	1.9806005
INTENSITASMODAL	45	.0133	.6908	.287120	.1761278
Valid N (listwise)	45				

**Model Summary<sup>b</sup>**

Model	R	R Square	Adjusted R Square	Std. Error of the Estimate	Change Statistics					Durbin-Watson
					R Square Change	F Change	df1	df2	Sig. F Change	
1	.420 <sup>a</sup>	.177	.094	1.1779918	.177	2.145	4	40	.093	2.202

a. Predictors: (Constant), INTENSITASMODAL, UKPERUSH, KOMIND, KI

b. Dependent Variable: ETR

**ANOVA<sup>a</sup>**

Model	Sum of Squares	df	Mean Square	F	Sig.
1 Regression	11.905	4	2.976	2.145	.093 <sup>b</sup>
Residual	55.507	40	1.388		
Total	67.412	44			

a. Dependent Variable: ETR

b. Predictors: (Constant), INTENSITASMODAL, UKPERUSH, KOMIND, KI

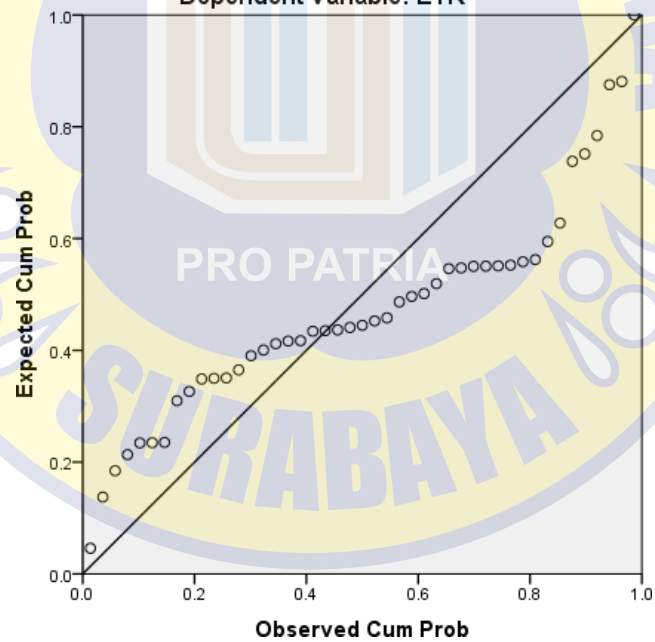
Model	Unstandardized Coefficients		Standardized Coefficients	t	Sig.	Collinearity Statistics	
	B	Std. Error	Beta			Tolerance	VIF
(Constant)	-1.194	4.891		-.244	.808		
1 KI	.897	1.039	.212	.864	.393	.343	2.918
KOMIND	-3.929	2.278	-.251	-1.725	.092	.970	1.031
UKPERUSH	.073	.154	.118	.477	.636	.339	2.947
INTENSITAS MODAL	2.221	1.042	.316	2.131	.039	.936	1.068

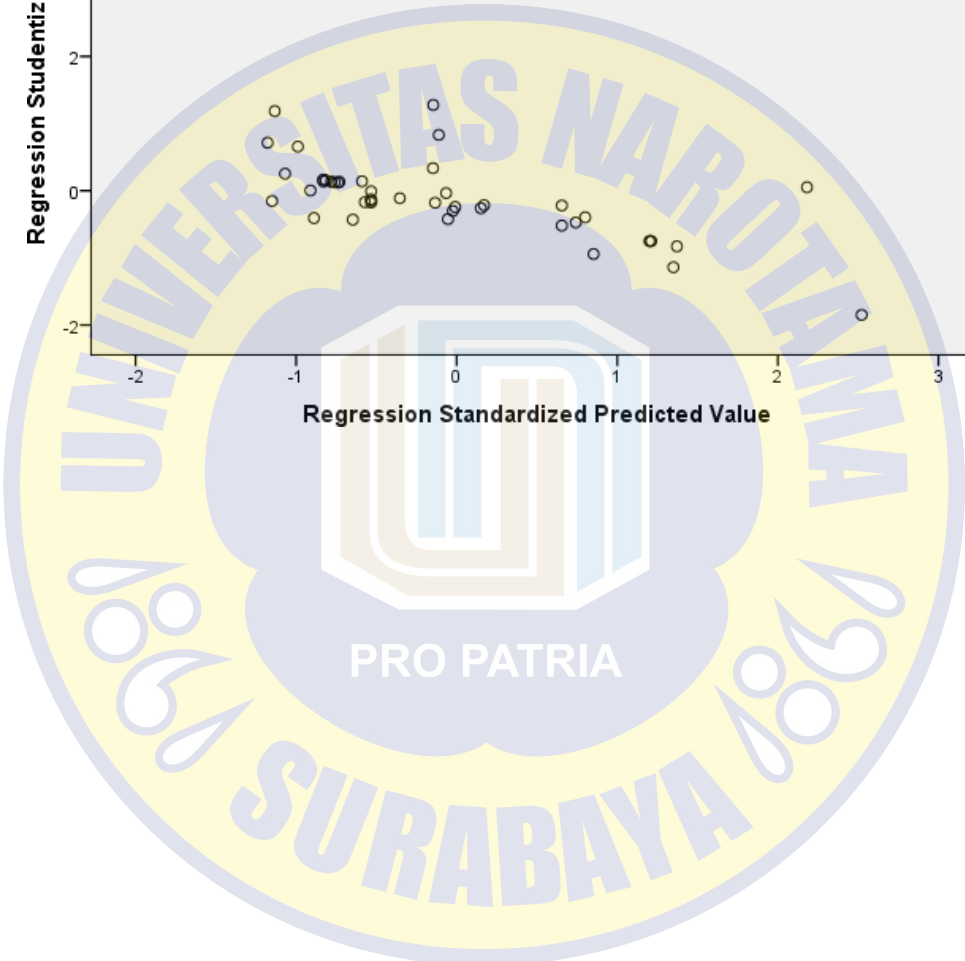
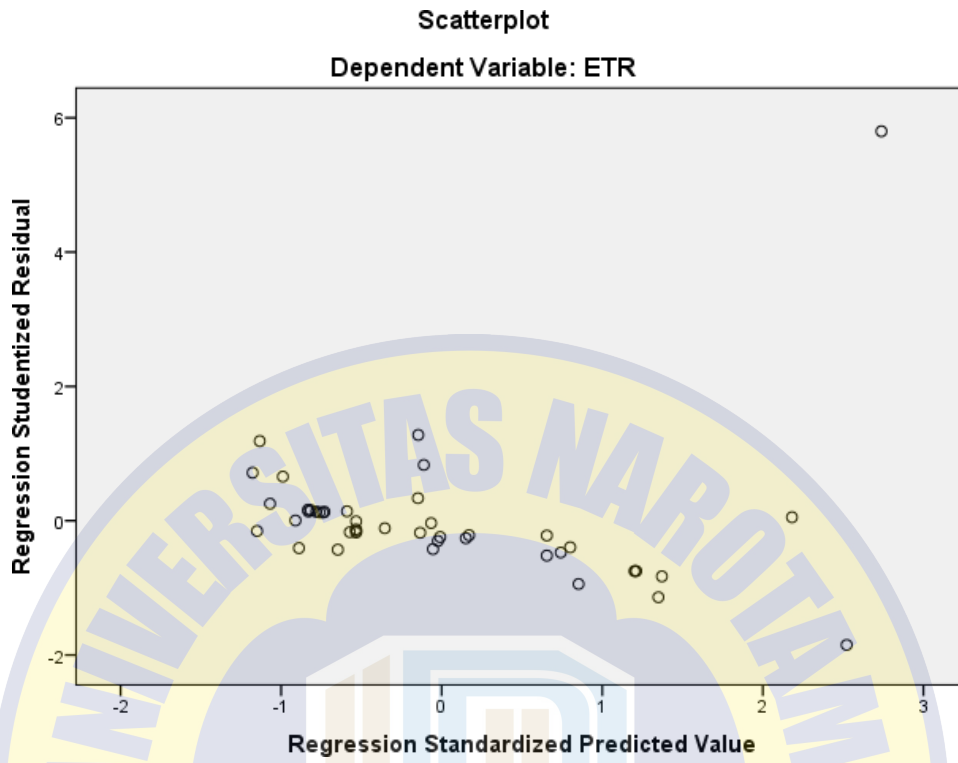
a. Dependent Variable: ETR

## Charts

**Normal P-P Plot of Regression Standardized Residual**

Dependent Variable: ETR





- 2. SPSS Per Tahun Tahun 2016

Coefficients<sup>a</sup>

Model	Unstandardized Coefficients		Standardized Coefficients	t	Sig.
	B	Std. Error	Beta		
(Constant)	-2.512	3.834		-.655	.548
1 KI	.895	.704	.427	1.271	.272
KOMIND	-2.375	2.555	-.312	-.930	.405
UKURANPERUSH	.093	.108	.320	.862	.437
NTENSITASMODAL	2.037	1.528	.536	1.333	.253

a. Dependent Variable: ETR  
Tahun 2017

**Coefficients<sup>a</sup>**

Model	Unstandardized Coefficients		Standardized Coefficients	t	Sig.
	B	Std. Error	Beta		
(Constant)	3.336	8.788		.380	.724
1 KI	-.478	1.910	-.245	-.250	.815
KOMIND	-2.566	4.017	-.297	-.639	.558
UKURANPERUSH	-.049	.283	-.169	-.173	.871
NTENSITASMODAL	-1.057	1.569	-.316	-.674	.537

a. Dependent Variable: ETR  
Tahun 2018

**Coefficients<sup>a</sup>**

Model	Unstandardized Coefficients		Standardized Coefficients	t	Sig.
	B	Std. Error	Beta		
(Constant)	-3.245	3.866		-.839	.449
1 KI	.634	.889	.640	.714	.515
KOMIND	1.760	1.691	.437	1.040	.357
UKURANPERUSH	.091	.124	.624	.733	.504
NTENSITASMODAL	-.160	.813	-.086	-.197	.853

a. Dependent Variable: ETR  
Tahun 2019

**Coefficients<sup>a</sup>**

Model	Unstandardized Coefficients		Standardized Coefficients	t	Sig.
	B	Std. Error	Beta		
1 (Constant)	-.811	2.598		-.312	.770

KI	-.257	.535	-.327	-.481	.656
KOMIND	1.425	.981	.498	1.453	.220
UKURANPERUSH	.020	.079	.171	.251	.815
INTENSITASMODAL	-.044	.460	-.034	-.096	.928

a. Dependent Variable: ETR

Tahun 2020

**Coefficients<sup>a</sup>**

Model	Unstandardized Coefficients		Standardized Coefficients	t	Sig.
	B	Std. Error	Beta		
(Constant)	1.615	24.653		.066	.951
1 KI	1.523	5.115	.181	.298	.781
KOMIND	-12.376	7.994	-.470	-1.548	.197
UKURANPERUSH	.039	.768	.031	.051	.962
NTENSITASMODAL	7.571	4.021	.593	1.883	.133

a. Dependent Variable: ETR

### 3. Tabulasi

No	Kode	Tahun	ETR	KI	KOMIND
1	PT Astra International Tbk (ASII)	2016	0,177549	0,000000	0,333333
2	PT Astra International Tbk (ASII)	2017	0,000206	0,000000	0,363636
3	PT Astra International Tbk (ASII)	2018	0,000218	0,000000	0,300000
4	PT Astra International Tbk (ASII)	2019	0,218271	0,000000	0,300000
5	PT Astra International Tbk (ASII)	2020	0,145807	0,000000	0,300000

6	PT Astra Otoparts (AUTO)	2016	0,255023	0,000000	0,375000
7	PT Astra Otoparts (AUTO)	2017	0,230576	0,000000	0,375000
8	PT Astra Otoparts (AUTO)	2018	0,209807	0,000000	0,375000
9	PT Astra Otoparts (AUTO)	2019	0,237842	0,000000	0,375000
10	PT Astra Otoparts (AUTO)	2020	1,354343	0,000000	0,285714
11	PT Gajah Tunggal Tbk (GJTL)	2016	0,241567	0,001145	0,333333
12	PT Gajah Tunggal Tbk (GJTL)	2017	0,578484	0,001105	0,333333
13	PT Gajah Tunggal Tbk (GJTL)	2018	0,128854	0,001189	0,300000
14	PT Gajah Tunggal Tbk (GJTL)	2019	0,412271	0,001189	0,428571
15	PT Gajah Tunggal Tbk (GJTL)	2020	0,330543	0,001189	0,500000
16	PT Garuda Metalindo Tbk (BOLT)	2016	0,263744	0,576000	0,333333
17	PT Garuda Metalindo Tbk (BOLT)	2017	0,262933	0,576000	0,333333
18	PT Garuda Metalindo Tbk (BOLT)	2018	0,263540	0,576000	0,333333
19	PT Garuda Metalindo Tbk (BOLT)	2019	0,256573	0,576000	0,333333
20	PT Garuda Metalindo Tbk (BOLT)	2020	0,098408	0,576000	0,333333
21	PT Indomobil Sukses Internasional Tbk (IMAS)	2016	0,287282	0,181722	0,428571
22	PT Indomobil Sukses Internasional Tbk (IMAS)	2017	1,253279	0,181722	0,428571
23	PT Indomobil Sukses Internasional Tbk (IMAS)	2018	0,722747	0,181722	0,428571
24	PT Indomobil Sukses Internasional Tbk (IMAS)	2019	0,672902	0,181722	0,500000
25	PT Indomobil Sukses Internasional Tbk (IMAS)	2020	0,430796	0,181722	0,500000
26	PT Mitra Pinasthika Mustika Tbk (MPMX)	2016	0,341259	0,486173	0,285714
27	PT Mitra Pinasthika Mustika Tbk (MPMX)	2017	0,450503	0,486173	0,333333
28	PT Mitra Pinasthika Mustika Tbk (MPMX)	2018	0,792769	0,486173	0,400000
29	PT Mitra Pinasthika Mustika Tbk (MPMX)	2019	0,267190	0,522096	0,400000
30	PT Mitra Pinasthika Mustika Tbk (MPMX)	2020	0,328222	0,522096	0,400000
31	PT Multi Prima Sejahtera Tbk (LPIN)	2016	0,257038	0,047059	0,333333
32	PT Multi Prima Sejahtera Tbk (LPIN)	2017	0,016254	0,817050	0,333333
33	PT Multi Prima Sejahtera Tbk (LPIN)	2018	0,067649	0,817050	0,333333
34	PT Multi Prima Sejahtera Tbk (LPIN)	2019	0,046427	0,817050	0,333333
35	PT Multi Prima Sejahtera Tbk (LPIN)	2020	0,198104	0,817050	0,333333



36	PT Prima Alloy Steel Universal Tbk (PRAS)	2016	1,677836	0,540685	0,250000
37	PT Prima Alloy Steel Universal Tbk (PRAS)	2017	1,800290	0,540685	0,250000
38	PT Prima Alloy Steel Universal Tbk (PRAS)	2018	0,220890	0,540685	0,250000
39	PT Prima Alloy Steel Universal Tbk (PRAS)	2019	0,188807	0,540685	0,250000
40	PT Prima Alloy Steel Universal Tbk (PRAS)	2020	8,031684	0,540685	0,250000
41	PT Selamat Sempurna Tbk (SMSM)	2016	0,237031	0,581256	0,500000
42	PT Selamat Sempurna Tbk (SMSM)	2017	0,229311	0,581256	0,500000
43	PT Selamat Sempurna Tbk (SMSM)	2018	0,235103	0,581256	0,500000
44	PT Selamat Sempurna Tbk (SMSM)	2019	0,016902	0,581256	0,500000
45	PT Selamat Sempurna Tbk (SMSM)	2020	0,212127	0,581256	0,500000



No	Kode	Tahun	UKPERUSH	INTENSITAS MODAL
1	PT Astra International Tbk (ASII)	2016	33,198812	0,165118
2	PT Astra International Tbk (ASII)	2017	33,320184	0,163716
3	PT Astra International Tbk (ASII)	2018	33,473728	0,167482
4	PT Astra International Tbk (ASII)	2019	33,494533	0,177115
5	PT Astra International Tbk (ASII)	2020	33,454667	0,175132

6	PT Astra Otoparts (AUTO)	2016	30,312883	0,246356
7	PT Astra Otoparts (AUTO)	2017	30,323098	0,238910
8	PT Astra Otoparts (AUTO)	2018	30,396689	0,220201
9	PT Astra Otoparts (AUTO)	2019	30,404591	0,219358
10	PT Astra Otoparts (AUTO)	2020	30,351006	0,231992
11	PT Gajah Tunggal Tbk (GJTL)	2016	30,559426	0,488347
12	PT Gajah Tunggal Tbk (GJTL)	2017	30,531958	0,489257
13	PT Gajah Tunggal Tbk (GJTL)	2018	30,612222	0,473898
14	PT Gajah Tunggal Tbk (GJTL)	2019	30,567856	0,487739
15	PT Gajah Tunggal Tbk (GJTL)	2020	30,509189	0,493313
16	PT Garuda Metalindo Tbk (BOLT)	2016	27,818404	0,477072
17	PT Garuda Metalindo Tbk (BOLT)	2017	27,803964	0,515032
18	PT Garuda Metalindo Tbk (BOLT)	2018	27,902861	0,473130
19	PT Garuda Metalindo Tbk (BOLT)	2019	27,866814	0,472871
20	PT Garuda Metalindo Tbk (BOLT)	2020	27,743525	0,511923
21	PT Indomobil Sukses Internasional Tbk (IMAS)	2016	30,874915	0,150780
22	PT Indomobil Sukses Internasional Tbk (IMAS)	2017	31,077042	0,148027
23	PT Indomobil Sukses Internasional Tbk (IMAS)	2018	31,343519	0,172897
24	PT Indomobil Sukses Internasional Tbk (IMAS)	2019	31,430965	0,252168
25	PT Indomobil Sukses Internasional Tbk (IMAS)	2020	31,510701	0,317200
26	PT Mitra Pinasthika Mustika Tbk (MPMX)	2016	30,334141	0,235886
27	PT Mitra Pinasthika Mustika Tbk (MPMX)	2017	29,907321	0,348059
28	PT Mitra Pinasthika Mustika Tbk (MPMX)	2018	30,111201	0,237152
29	PT Mitra Pinasthika Mustika Tbk (MPMX)	2019	29,888994	0,299925
30	PT Mitra Pinasthika Mustika Tbk (MPMX)	2020	29,851293	0,305739
31	PT Multi Prima Sejahtera Tbk (LPIN)	2016	26,892538	0,286182
32	PT Multi Prima Sejahtera Tbk (LPIN)	2017	26,314687	0,020900
33	PT Multi Prima Sejahtera Tbk (LPIN)	2018	26,432356	0,016615
34	PT Multi Prima Sejahtera Tbk (LPIN)	2019	26,506833	0,015187
35	PT Multi Prima Sejahtera Tbk (LPIN)	2020	26,545697	0,013256
36	PT Prima Alloy Steel Universal Tbk (PRAS)	2016	28,098814	0,561906

37	PT Prima Alloy Steel Universal Tbk (PRAS)	2017	28,064259	0,017960
38	PT Prima Alloy Steel Universal Tbk (PRAS)	2018	28,122996	0,018744
39	PT Prima Alloy Steel Universal Tbk (PRAS)	2019	28,136107	0,640476
40	PT Prima Alloy Steel Universal Tbk (PRAS)	2020	28,143199	0,690823
41	PT Selamat Sempurna Tbk (SMSM)	2016	28,444056	0,291944
42	PT Selamat Sempurna Tbk (SMSM)	2017	28,524387	0,279864
43	PT Selamat Sempurna Tbk (SMSM)	2018	28,661070	0,267429
44	PT Selamat Sempurna Tbk (SMSM)	2019	28,764673	0,241554
45	PT Selamat Sempurna Tbk (SMSM)	2020	28,847572	0,201760

