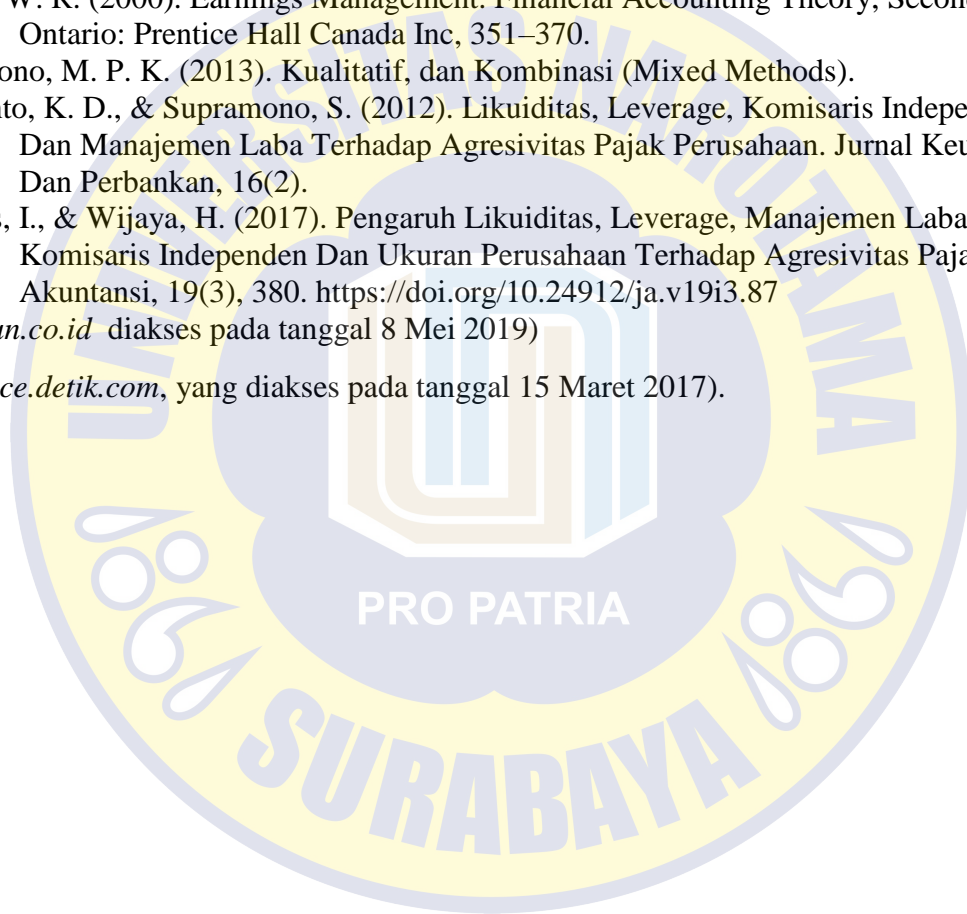


## DAFTAR PUSTAKA

- Assih dan Gudono. (2000). Hubungan tindakan perataan laba dengan reaksi pasar atas pengumuman informasi laba perusahaan yang terdaftar di Bursa Efek Jakarta (PhD Thesis). Universitas Gadjah Mada.
- Atami, A. G. (2017). Pengaruh Corporate Governance, Manajemen Laba. Dan Capital Intensity Terhadap Agresivitas Pajak. *Jom Fekon*, 4(1), 2965–2979.
- Avi-Yonah, (first). (2008). Corporate social responsibility and strategic tax behavior. In *Tax and corporate governance* (pp. 183–198). Springer.
- Chen, S., Chen, X., Cheng, Q., & Shevlin, T. (2010). Are family firms more tax aggressive than non-family firms? *Journal of Financial Economics*, 95(1), 41–61. <https://doi.org/10.1016/j.jfineco.2009.02.003>
- Deegan, C., Rankin, M., & Tobin, J. (2002). An examination of the corporate social and environmental disclosures of BHP from 1983-1997: A test of legitimacy theory. In *Accounting, Auditing & Accountability Journal* (Vol. 15). <https://doi.org/10.1108/09513570210435861>
- Frank, M. M., Lynch, L. J., Rego, S. O., & Rego, S. O. (2009). Tax Reporting Aggressiveness to Aggressive and Its Relation Financial Reporting University of Virginia. *Accounting Review*, 84(2), 467–496.
- Ghozali, I. (2013). Aplikasi Analisis Multivariate Dengan Program IBM dan SPSS. In aplikasi analisis multivariate dengan program ibm spss 19 (p. 113).
- Ghozali, I. (2016). Aplikasi Analisis Multivariate dengan Program IBM SPSS 23, Edisi Delapan.
- Gray, R., Kouhy, R., & Lavers, S. (1995). [Gray\\_et\\_al\\_1995a\\_aaaj.pdf\\_AWSAccessKeyId=AKIAJ56TQJRTWSMTNPEA&Expires=1476297426&Signature=kqi6GCsVoUq3mpH0AkN5YfCcNbI=&response-content-disposition=inline;filename=Corporate\\_social\\_and\\_environmental\\_repor.pdf](https://www.researchgate.net/publication/228111116_Corporate_social_and_environmental_reporting_in_the_United_Kingdom). 8(2), 47–77.
- Healy, P. M., & Wahlen, J. M. (1999). A review of the earnings management literature and its implications for standard setting. *Accounting Horizons*, 13(4), 365–383.
- Hlaing, K. P. (2012). Organizational Architecture of Multinationals and Tax Aggressiveness. University of Waterloo, 19–51.
- Jensen, M. C., & Meckling, W. H. (1976). Theory of the Firm: Managerial. *Journal of Financial Economics*, 3, 305–360. [http://dx.doi.org/10.1016/0304-405X\(76\)90026-X](http://dx.doi.org/10.1016/0304-405X(76)90026-X)
- Kementerian Keuangan (Kemenkeu). (2019). Agustus 2019 , Realisasi Penerimaan Pajak 51 % dari Target APBN 2019. 2019.
- Kezia, I., Akuntansi, P. S., & Indonesia, U. K. (2016). The Effect Of Earnings Management And Corporate Governance To Tax Aggressiveness ( Survey in The Manufacturing Sector Listed on The Indonesia Stock Exchange Period 2011-2015 ). 1–21.
- Landolf, U. (2006). Tax and corporate responsibility. *International Tax Review*, 29(July), 6–9.
- Lanis, R., & Richardson, G. (2012). Corporate social responsibility and tax aggressiveness: An empirical analysis. *Journal of Accounting and Public Policy*, 31(1), 86–108. <https://doi.org/10.1016/j.jaccpubpol.2011.10.006>
- Lanis, R., & Richardson, G. (2013). Corporate social responsibility and tax aggressiveness: A test of legitimacy theory. *Accounting, Auditing and Accountability Journal*, 26(1), 75–100. <https://doi.org/10.1108/09513571311285621>

- Pradnyadari, I Dewa Ayu Intan Rohman, A. (2015). Pengaruh Pengungkapan Corporate Social Responsibility terhadap Keputusan Investasi. *Diponegoro Journal of Accounting*, 4(2004), 1–9.
- Ratmono, D., & Sagala, W. M. (2016). Pengungkapan Corporate Social Responsibility (Csr) Sebagai Sarana Legitimasi: Dampaknya Terhadap Tingkat Agresivitas Pajak. *Nominal, Barometer Riset Akuntansi Dan Manajemen*, 4(2), 16–30. <https://doi.org/10.21831/nominal.v4i2.7997>
- Scoot. (2009). Active and passive bus priority strategies in mixed traffic arterials controlled by SCOOT adaptive signal system: Assessment of performance in Fortaleza, Brazil. *Transportation Research Record*, (2128), 58–65. <https://doi.org/10.3141/2128-06>
- Scott. (2012). *Financial Accounting Theory 6th edition*. NY: Pearson Prentice Hall.
- Scott, W. R. (2000). *Earnings Management. Financial Accounting Theory, Second Edition*, Ontario: Prentice Hall Canada Inc, 351–370.
- Sugiyono, M. P. K. (2013). *Kualitatif, dan Kombinasi (Mixed Methods)*.
- Suyanto, K. D., & Supramono, S. (2012). Likuiditas, Leverage, Komisaris Independen, Dan Manajemen Laba Terhadap Agresivitas Pajak Perusahaan. *Jurnal Keuangan Dan Perbankan*, 16(2).
- Tiaras, I., & Wijaya, H. (2017). Pengaruh Likuiditas, Leverage, Manajemen Laba, Komisaris Independen Dan Ukuran Perusahaan Terhadap Agresivitas Pajak. *Jurnal Akuntansi*, 19(3), 380. <https://doi.org/10.24912/ja.v19i3.87> (*kontan.co.id* diakses pada tanggal 8 Mei 2019)
- (*finance.detik.com*, yang diakses pada tanggal 15 Maret 2017).



## LAMPIRAN

### Lampiran 1. Biodata

Nama : Nur Fitriaini  
Tempat, Tgl Lahir : Surabaya, 30 November 1997  
Jenis Kelamin : Perempuan  
Agama : Islam  
Kewarganegaraan : Indonesia  
Alamat : Tambak Wedi Tengah VII No.38  
Telephone : 0895609775535  
Email : [nfitri890@gmail.com](mailto:nfitri890@gmail.com)



---

### PENDIDIKAN

---

- 2004 – 2010 **SDN TAMBAK WEDI 508, SURABAYA**
- 2010 – 2013 **SMP TRI TUNGGAL II, SURABAYA**
- 2013 – 2016 **SMK TRI GUNA BHAKTI, SURABAYA**
- 2016 – 2020 **UNIVERSITAS NAROTAMA, SURABAYA (AKUNTANSI)**

Lampiran 2. Sertifikat NAC



PROGRAM STUDI AKUNTANSI  
FAKULTAS EKONOMI DAN BISNIS

# SERTIFIKAT

NOMOR : 12/AK/PRST/NAC/II/2020

DIBERIKAN KEPADA

**NUR FITRIANI**


SEBAGAI PRESENTER



**NAROTAMA**  
ACCOUNTING CONFERENCE

Universitas Narotama Surabaya, 22 Februari 2020

**Peran Perguruan Tinggi  
dalam Menyongsong Era 4.0  
dengan Semangat Tri Dharma**




Dekan Fakultas Ekonomi & Bisnis  
Universitas Narotama




Dr. (I.R.N.) Hermien Tridayanti, M.M.



Lampiran 3. Berita Acara Bimbingan Skripsi



UNIVERSITAS  
**Maritim Nusantara**



PRO PATRA

**FAKULTAS  
EKONOMI DAN BISNIS**

---

**BERITA ACARA BIMBINGAN SKRIPSI**

No. Dokumen : FM.FEB.05.07  
Tgl. Terbit : 01 OKT 2018  
Revisi : 00

1. NAMA MAHASISWA : NUR FITRIANI
2. NIM : 01116037
3. FAKULTAS : EKONOMI DAN BISNIS
4. PROGRAM STUDI : AKUNTANSI
5. TOPIK/JUDUL SKRIPSI : PENGARUH PENGUNGKAPAN CORPORATE SOCIAL RESPONSIBILITY DAN MANAJEMEN LABA TERHADAP AGRESIVITAS PAJAK
6. TANGGAL PENGAJUAN : 02 Oktober 2019
7. NAMA PEMBIMBING I : Dr. NURUL AINI, SE., M.Ak., CA
8. NAMA PEMBIMBING II :
9. URAIAN KONSULTASI :

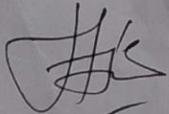
NO	TANGGAL	JADWAL KEGIATAN PENELITIAN	MONITORING	
			CATATAN	PARAF PEMBIMBING
1	30/10/2019	Observasi objek penelitian	Sesuai dgn revisi BAB I	#
2	6/11/2019	Observasi terhadap fenomena bisnis/manajemen	Sesuai dgn revisi BAB I	#
3	19/11/2019	Menentukan masalah penelitian	Sesuai dgn revisi BAB II	#
4	20/11/2019	Kajian Teoritis & Empiris	Sesuai dgn revisi BAB II	#
5	01/12/2019	Sintesa dan Rasionalis teori	Sesuai dgn revisi BAB II	#
6	8/12/2019	Pendekatan Metodologi penelitian	Sesuai dgn revisi BAB III	#
7	11/02/2020	Pembuatan instrument penelitian	Sesuai dgn revisi BAB III	#
8	11/02/2020	Pengumpulan data	Sesuai dgn revisi BAB IV	#
9	13/02/2020	Tabulasi & Pengolahan Data	Sesuai dgn revisi BAB IV	#
10	13/02/2020	Deskripsi Hasil Penelitian	Sesuai dgn revisi BAB IV	#
11	13/02/2020	Intepretasi Hasil Penelitian	Sesuai dgn revisi BAB IV	#
12	20/02/2020	Kelengkapan Data	Sesuai dgn revisi BAB V	#

**Sidang SKRIPSI**

10. TANGGAL SELESAI BIMBINGAN : 20/02/2020
11. TELAH DIEVALUASI DAN SIAP UNTUK DIUJI

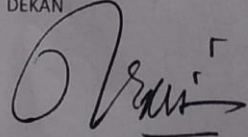
DOSEN PEMBIMBING



Dr. NURUL AINI, SE., M.Ak., CA

SURABAYA, 13 Januari 2021

DEKAN



Dr. Ir. Rr. HERMIEN TRIDAYANTI, MM.

## Lampiran 4. Plagiasi

### PENGARUH PENGUNGKAPAN CORPORATE SOCIAL RESPONSIBILITY DAN MANAJEMEN LABA TERHADAP AGRESIVITAS PAJAK - NUR FITRIANI

#### ORIGINALITY REPORT



#### PRIMARY SOURCES

Rank	Source	Percentage
1	<a href="http://repository.uinjkt.ac.id">repository.uinjkt.ac.id</a> Internet Source	4%
2	<a href="http://www.scribd.com">www.scribd.com</a> Internet Source	3%
3	<a href="http://pt.scribd.com">pt.scribd.com</a> Internet Source	2%
4	<a href="http://eprints.undip.ac.id">eprints.undip.ac.id</a> Internet Source	2%
5	<a href="http://e-journal.upstegal.ac.id">e-journal.upstegal.ac.id</a> Internet Source	2%
6	<a href="http://docobook.com">docobook.com</a> Internet Source	1%
7	<a href="http://eprints.iain-surakarta.ac.id">eprints.iain-surakarta.ac.id</a> Internet Source	1%
8	Submitted to Udayana University Student Paper	1%

9	Submitted to Universitas Diponegoro Student Paper	1%
10	digilib.unila.ac.id Internet Source	1%
11	amp.kontan.co.id Internet Source	1%
12	repo.pusikom.com Internet Source	1%
13	dspace.uii.ac.id Internet Source	1%
14	Ng Husin, Rosna Agustina, Anna Sofia Atichasari, Chintya Mega Pratiwi. "Peran Manajemen Laba, Kompensasi Direksi, dan Kepemilikan Saham Direksi Terhadap Agresivitas Pajak Pada Industri Manufaktur di Indonesia", STATERA: Jurnal Akuntansi dan Keuangan, 2020 Publication	1%
15	eprints.ums.ac.id Internet Source	1%

Exclude quotes Off Exclude matches < 1%  
Exclude bibliography Off

## Lampiran 5. Tabulasi Data

No	Kode	Nama Perusahaan
1	ADES	Akasha Wira International Tbk d.h Ades Waters Indonesia Tbk
2	ADMG	Polychem Indonesia Tbk
3	AKKU	Alam Karya Unggul Tbk
4	AKPI	Argha Karya Prima Industry Tbk
5	ALKA	Alaska Industrindo Tbk
6	ALMI	Alumindo Light Metal Industry Tbk
7	AMFG	Asahimas Flat Glass Tbk
8	AMIN	Ateliers Mecaniques D'Indonesie Tbk
9	APLI	Asiaplast Industries Tbk
10	ARGO	Argo Pantes Tbk
11	ARNA	Arwana Citra Mulia Tbk
12	ASII	Astra International Tbk
13	AUTO	Astra Auto Part Tbk
14	BAJA	Saranacentral Bajatama Tbk
15	BATA	Sepatu Bata Tbk
16	BIMA	Primarindo Asia Infrastructure Tbk
17	BOLT	Garuda Metalindo Tbk
18	BRAM	Indo Kordsa Tbk
19	BRNA	Berlina Tbk
20	BRPT	Barito Pasific Tbk
21	BTON	Beton Jaya Manunggal Tbk
22	BUDI	Budi Starch and Sweetener Tbk d.h Budi Acid Jaya Tbk
23	CAMP	Campina Ice Cream Industry Tbk
24	CEKA	Wilmar Cahaya Indonesia Tbk d.h Cahaya Kalbar Tbk
25	CLEO	Sariguna Primatirta Tbk
26	CTBN	Citra Turbindo Tbk
27	DLTA	Delta Djakarta Tbk
28	DPNS	Duta Pertiwi Nusantara
29	DVLA	Darya Varia Laboratoria Tbk
30	EKAD	Ekadharma International Tbk
31	ERTX	Eratex Djaya Tbk
32	ESTI	Ever Shine Textile Industry Tbk
33	ETWA	Eterindo Wahanatama Tbk
34	FASW	Fajar Surya Wisesa Tbk
35	FPNI	Lotte Chemical Titan Tbk
36	GDST	Gunawan Dianjaya Steel Tbk
37	GDYR	Goodyear Indonesia Tbk
38	GGRM	Gudang Garam Tbk
39	GJTL	Gajah Tunggal Tbk



40	HDTX	Panasia Indo Resources Tbk
41	HMSP	Hanjaya Mandala Sampoerna Tbk
42	HOKI	Buyung Poetra Sembada Tbk
43	IGAR	Champion Pasific Indonesia Tbk d.h Kageo Igar Jaya Tbk
44	IKAI	Inti Keramik Alam Asri Industri Tbk
45	IMAS	Indomobil Sukses International Tbk
46	IMPC	Impack Pratama Industri Tbk
47	INAF	Indofarma Tbk
48	INAI	Indal Aluminium Industry Tbk
49	INCI	Intan Wijaya International Tbk
50	INDF	Indofood Sukses Makmur Tbk
51	INDR	Indo Rama Synthetic Tbk
52	INDS	Indospring Tbk
53	INKP	Indah Kiat Pulp & Paper Tbk
54	INRU	Toba Pulp Lestari Tbk
55	INTP	Indocement Tunggal Prakasa Tbk
56	ISSP	Steel Pipe Industry of Indonesia Tbk
57	JPFA	Japfa Comfeed Indonesia Tbk
58	KAEF	Kimia Farma Tbk
59	KBLI	KMI Wire and Cable Tbk
60	KBLM	Kabelindo Murni Tbk
61	KBRI	Kertas Basuki Rachmat Indonesia Tbk
62	KDSI	Kedaung Setia Industrial Tbk
63	KIAS	Keramika Indonesia Assosiasi Tbk
64	KICI	Kedaung Indah Can Tbk
65	KINO	Kino Indonesia Tbk
66	KLBF	Kalbe Farma Tbk
67	KRAH	Grand Kartech Tbk
68	KRAS	Krakatau Steel Tbk
69	LION	Lion Metal Works Tbk
70	LMPI	Langgeng Makmur Industri Tbk
71	LMSH	Lionmesh Prima Tbk
72	LPIN	Multi Prima Sejahtera Tbk
73	MAIN	Malindo Feedmill Tbk
74	MASA	Multisrada Arah Sarana Tbk
75	MBTO	Martina Berto Tbk
76	MERK	Merck Tbk
77	MLBI	Multi Bintang Indonesia Tbk
78	MLIA	Mulia Industrindo Tbk
79	MRAT	Mustika Ratu Tbk
80	MYTX	Apac Citra Centertex Tbk
81	NIKL	Pelat Timah Nusantara Tbk

82	PBRX	Pan Brothers Tbk
83	PCAR	Prima Cakrawala Abadi Tbk
84	PICO	Pelangi Indah Canindo Tbk
85	POLY	Asia Pasific Fibers
86	PRAS	Prima Alloy Steel Universal Tbk
87	PSDN	Prasidha Aneka Niaga Tbk
88	PTSN	Sat Nusapersada Tbk
89	PYFA	Pyridam Farma Tbk
90	RMBA	Bentoel International Investama Tbk
91	ROTI	Nippon Indosari Corporindo Tbk
92	SCCO	Supreme Cable Manufacturing and Commerce Tbk
93	SIAP	Sekawan Intipratama Tbk
94	SIDO	Industri Jamu dan Farmasi Sido Muncul Tbk
95	SIMA	Siwani Makmur Tbk
96	SIPD	Siearad Produce Tbk
97	SKBM	Sekar Bumi Tbk
98	SKLT	Sekar Laut Tbk
99	SMCB	Holcim Indonesia Tbk
100	SMSM	Selamat Sempurna Tbk
101	SPMA	Suparma Tbk
102	SRIL	Sri Rejeki Isman Tbk
103	SRSN	Indo Acidatama Tbk
104	SSTM	Sunson Textile Manufacture Tbk
105	STAR	Star Petrochem Tbk
106	STTP	Siantar Top Tbk
107	SULI	SLJ Global Tbk
108	TALF	Tunas Alfin Tbk
109	TBMS	Tembaga Mulia Semanan Tbk
110	TCID	Mandom Indonesia Tbk
111	TFCO	Tifico Fiber Indonesia Tbk
112	TIRT	Tirta Mahakam Resources Tbk
113	TKIM	Pabrik Kertas Tjiwi Kimia Tbk
114	TOTO	Surya Toto Indonesia Tbk
115	TPIA	Chandra Asri Petrochemical
116	TRIS	Trisula International Tbk
117	TRST	Trias Sentosa Tbk
118	TSPC	Tempo Scan Pasific Tbk
119	ULTJ	Ultrajaya Milk Industry and Trading Company Tbk
120	UNIC	Unggul Indah Cahaya Tbk
121	UNIT	Nusantara Inti Corpora Tbk
122	UNVR	Unilever Indonesia Tbk
123	VOKS	Voksel Electric Tbk

124	WIIM	Wismilak Inti Makmur Tbk
125	WSBP	Waskita Beton Precast Tbk
126	WTON	Wijaya Karya Beton Tbk
127	YPAS	Yanaprima Hastapersada Tbk



# Tabulasi CETR

No	Kode	BEBAN PAJAK					LABA SEBELUM PAJAK					CETR				
		2014	2015	2016	2017	2018	2014	2015	2016	2017	2018	2014	2015	2016	2017	2018
1	ADES	10.490.000.000	11.336.000.000	5.685.000.000	12.853.000.000	17.102.000.000	41.511.000.000	44.175.000.000	61.636.000.000	51.095.000.000	70.060.000.000	0,253	0,257	0,092	0,252	0,244
2	ADMG	95.226.330.000	47.609.850.000	75.446.460.000	15.556.620.000	8.243.070.000	(342.298.280.000)	(289.221.990.000)	(281.144.070.000)	(30.964.960.000)	(13.957.570.000)	(0,278)	(0,165)	(0,268)	(0,502)	(0,591)
3	ALSA	106.458.000.000	126.685.000.000	179.203.000.000	120.675.000.000		484.592.000.000	500.435.000.000	898.431.000.000	967.484.000.000	0,230	0,253	0,199	0,125	#DIV/0!	
4	AKKU	300.518.886	209.258.685	351.442.500	619.931.373	27.553.073	(6.245.538.830)	(1.560.699.694)	20.873.423.728	18.833.799.966	9.666.504.851	(0,048)	(0,134)	0,017	0,073	0,003
5	AKPI	26.631.750.000	23.494.252.000	23.538.754.000	18.479.528.000	27.460.619.000	61.291.373.000	51.138.966.000	75.952.611.000	31.813.498.000	91.886.800.000	0,435	0,459	0,310	0,581	0,300
6	ALDO	7.140.433.800	8.374.792.461	8.617.820.135	9.586.395.553		28.201.468.412	32.453.914.799	33.847.325.358	38.621.790.550	0,253	0,258	0,255	0,248	#DIV/0!	
7	ALKA	1.591.922.000	1.591.922.000	239.519.000	657.133.000	20.675.000	416.384.000	416.384.000	276.648.000	16.063.389.000	22.922.823.000	3,823	3,823	0,866	0,041	0,001
8	ALMI	314.142.827	20.263.542.471	8.890.501.302	3.729.904.090	7.356.244.381	1.634.820.237	(73.877.448.238)	(91.041.353.107)	4.716.551.594	13.900.879.443	0,192	(0,274)	(0,098)	0,791	0,529
9	ALTO	35.576.868	14.771.648.172	11.880.908.965	75.168.409.306		10.099.722.108	(39.117.374.999)	(14.619.656.798)	(69.728.704.187)	0,004	(0,378)	(0,813)	(1,078)	#DIV/0!	
10	AMFG	139.172.000.000	122.917.000.000	88.117.000.000	25.020.000.000	4.588.000.000	597.807.000.000	464.263.000.000	260.444.000.000	63.589.000.000	11.184.000.000	0,233	0,265	0,338	0,393	0,410
11	AMIN	3.304.939.695	6.571.178.105	11.033.307.424	11.033.307.424	12.201.358.340	12.190.207.254	25.339.603.773	43.285.170.463	43.285.170.463	51.284.231.355	0,271	0,259	0,255	0,255	0,238
12	APLI	6.993.504.842	474.806.076	8.414.170.253	5.227.037.284	3.697.194.134	16.620.076.489	23.290.808.812	33.523.652.447	3.897.608.083	(19.799.477.242)	0,421	0,204	0,251	1,341	(0,187)
13	ARGO	30.378.290.000	8.392.930.000	11.887.580.000	5.217.790.000	8.930.170.000	(333.171.260.000)	(117.519.620.000)	(269.059.350.000)	(153.936.260.000)	(0.991)	(0,071)	(0,044)	(0,034)	(0,098)	
14	ARNA	86.728.384.322	24.304.373.076	32.462.388.949	44.020.031.391	53.522.141.574	348.379.437.541	95.514.316.424	123.838.299.924	166.203.941.034	211.729.940.176	0,249	0,254	0,262	0,265	0,251
15	AUTO	5.227.000.000.000	4.017.000.000.000	3.951.000.000.000	6.016.000.000.000	7.623.000.000.000	27.352.000.000.000	19.630.000.000.000	22.253.000.000.000	29.137.000.000.000	34.995.000.000.000	0,191	0,205	0,178	0,206	0,218
16	AVSI	151.646.000.000	110.895.000.000	165.486.000.000	164.155.000.000	180.762.000.000	1.108.055.000.000	433.596.000.000	648.907.000.000	711.936.000.000	8.615.630.000.000	0,127	0,256	0,255	0,251	0,021
17	BAJA	46.088.559.654	2.480.768.394	19.199.403.477	5.643.793.055	6.261.541.668	18.683.712.081	(11.830.699.276)	53.292.758.567	(28.628.554.806)	(90.434.239.905)	2,465	(0,210)	0,358	0,197	(0,069)
18	BATA	12.924.797.000	23.070.359.000	23.070.359.000	25.869.803.000	24.933.238.000		148.803.618.000	65.302.022.000	79.524.739.000	92.876.105.000	#DIV/0!	0,087	0,353	0,325	0,268
19	BIMA	3.203.209.775	1.166.993.918	12.459.076.448	11.724.206.400	2.199.412.250	13.252.266.563	395.219.953	29.869.197.190	10.901.810.252	3.179.255.211	0,242	2,952	0,417	1,075	0,692
20	BOLT			42.077.964.813	34.699.400.993	27.102.467.807				159.541.042.717	11.970.556.355	#DIV/0!	#DIV/0!	0,264	0,263	2,800
21	BRAM	59.110.190.000	57.107.820.000	97.380.720.000	95.015.110.000	77.199.520.000	217.973.860.000	182.843.800.000	310.376.540.000	340.694.380.000	279.070.020.000	0,271	0,312	0,282	0,279	0,283
22	BRNA	17.268.691.000	4.732.185.000	7.793.268.000	45.905.958.000	2.438.112.000	74.267.515.000	2.427.388.000	20.458.245.000	(224.189.380.000)	(21.224.294.000)	0,233	1,949	0,381	(0,205)	(0,115)
23	BHPT	63.510.000.000	296.550.000.000	1.002.470.000.000	2.105.140.000.000	1.976.430.000.000	296.550.000.000	347.370.000.000	3.800.490.000.000	5.996.280.000.000	4.558.090.000.000	0,214	0,854	0,254	0,356	0,434
24	BIFD	1.949.536.382	14.848.407.2	2.239.960.980	3.366.129.844	6.424.162.809	9.579.868.672	7.804.262.907	14.628.698.964	14.737.687.056	34.236.874.970	0,200	1,090	(0,273)	0,228	0,188
25	BUDJ	14.989.000.000	31.053.000.000	14.208.000.000	15.335.000.000	21.314.000.000	43.488.000.000	52.125.000.000	52.832.000.000	61.016.000.000	71.781.000.000	0,343	0,596	0,269	0,251	0,297
26	CEKA				14.962.380.915	22.691.487.874				58.384.115.529	48.840.703.563	#DIV/0!	#DIV/0!	#DIV/0!	0,256	0,263
27	CEMP	35.721.906.910	35.721.906.910	36.130.823.829	35.755.052.527	30.745.155.584	56.866.547.178	142.271.353.800	285.827.837.455	143.195.939.366	123.944.832.599	0,628	0,251	0,126	0,250	0,249
28	CENT	10.467.163.858	11.284.522.975	7.553.603.434	8.670.611.306	8.535.926.795	35.842.459.467	40.762.330.489	28.172.913.292	38.318.872.398	22.090.879.956	0,292	0,277	0,268	0,226	0,386
29	CINT															
30	CNTX				13.168.654.426	18.095.077.841										
31	CPIN	360.248.000.000	449.030.000.000	1.731.848.000.000	759.947.000.000	1.355.866.000.000	2.106.892.000.000	2.281.628.000.000	3.983.661.000.000	3.259.822.000.000	5.907.351.000.000	0,171	0,197	0,435	0,233	0,230
32	CTBN	92.504.910.000	1.521.420.000	578.570.000	36.393.740.000	16.586.180.000	347.130.320.000	(85.066.140.000)	7.998.170.000	(155.903.860.000)	73.499.500.000	0,266	(0,018)	0,072	(0,233)	0,226
33	DAJK															
34	DILTA	91.445.380.000	58.152.543.000	72.538.386.000	89.240.218.000	103.118.133.000	379.518.812.000	250.197.742.000	327.047.654.000	369.612.853.000	441.248.118.000	0,241	0,232	0,222	0,242	0,234
35	DPNS	2.666.140.398	1.972.849.888	2.278.665.403	1.604.832.494	2.967.432.362	17.049.970.405	11.832.026.000	12.388.056.506	7.568.252.565	12.347.569.714	0,155	0,167	0,185	0,212	0,240
36	DVLA	24.936.967.000	36.543.278.000	62.133.656.000	63.898.628.000	72.191.936.000	105.866.443.000	144.437.088.000	214.417.056.000	226.147.921.000	272.843.904.000	0,236	0,253	0,291	0,283	0,265
37	EDAT	17.965.699.441	10.266.661.660	27.763.208.449	26.453.641.952	27.410.228.183	58.721.777.723	66.309.718.116	118.449.029.979	102.649.309.681	101.455.415.901	0,306	0,291	0,234	0,258	0,270
38	ERTX	412.660.000	388.900.000	10.622.320.000	511.960.000	2.123.490.000	22.488.600.000	53.224.110.000	21.716.130.000	(17.919.060.000)	12.720.930.000	0,018	0,007	0,489	(0,029)	0,167
39	ESTI	12.208.330.000	34.526.800.000	508.110.000	5.087.570.000	711.230.000	71.383.880.000	68.748.000.000	30.810.550.000	(22.111.560.000)	13.419.000.000	0,170	0,002	0,016	0,230	0,053
40	ETVA	27.081.747.576	8.090.330.418	23.043.755.820	12.984.641.996	9.146.756.630	(169.218.084.841)	(216.140.724.841)	(91.532.503.235)	(1.405.053.341.004)	(0.160)	(0,037)	(0,252)	(0,099)	(0,071)	
41	FASW	39.697.866.011	96.049.915.767	48.716.855.404	228.662.496.186	582.722.420.085	126.443.720.961	(402.565.117.767)	826.726.617.029	824.530.694.900	1.988.960.91.158	0,314	(0,233)	0,059	0,277	0,291
42	FBNP	19.700.000.000	41.080.000.000	22.200.000.000	4.600.000.000	24.370.000.000	(44.720.000.000)	70.800.000.000	43.890.000.000	(22.060.000.000)	85.620.000.000	(0,441)	0,580	0,560	(0,209)	0,285
43	GDST	4.979.839.268	18.132.959.026	(13.809.580.895)	13.193.970.787	38.667.918.493	(18.918.134.245)	(73.346.098.878)	45.314.137.913	55.414.874.610	(126.466.756.202)	(0,262)	(0,206)	(0,305)	1,706	(0,306)
44	GDYR	19.699.610.000	16.182.950.000	9.109.000.000	6.282.830.000	5.238.440.000	47.027.170.000	15.073.170.000	25.670.280.000	2.659.310.000	10.281.300.000	0,417	1,074	0,355	2,363	0,509
45	GGRM	1.822.046.000.000	2.182.441.000.000	2.258.454.000.000	2.681.165.000.000	2.886.174.000.000	7.254.713.000.000	8.635.275.000.000	9.311.240.000.000	10.438.512.000.000	10.479.242.000.000	0,251	0,257	0,253	0,257	0,256
46	GJTL	124.191.000.000	18.543.000.000	199.386.000.000	61.796.000.000	110.280.000.000	110.280.000.000	394.059.000.000	(311.869.000.000)	825.947.000.000	106.924.000.000	0,315	(0,056)	0,241	0,578	(1,289)
47	HDXT	4.154.524.874	5.093.413.000	113.894.776.000												



75	KDSD		3,419,704.975	16,570,567.066	24,397,862.353	27,193,843.703	982,930.488	14,890,268.268	63,697,916.133	93,363,070.902	103,955,745.914	-	0.230	0.260	0.261	0.262	
76	KIAS		37,604,000.000	86,572,000.000	9,409,699.625	15,832,447.226		(1,822,390,000.000)	(165,927,000.000)	85,300,976.555	79,206,468.705		#DIV/0!	(0.021)	(0.522)	0.110	0.200
77	KICI	1,624,621.692	1,066,564.834	1,381,590.679	2,691,201.837	2,232,544.898	6,328,129.033	2,710,606.804	577,669.984	10,638,117.951	11,121,421.557	0.257	0.393	2.392	2.253	2.007	
78	KINO		31,268,949.262	50,269,328.831						140,964,951.060	200,385,373.873		#DIV/0!	#DIV/0!	#DIV/0!	0.252	0.251
79	KLBF	642,609,966.418	663,186,962.586	740,303,526.679	787,935,315.388	809,137,204.264	2,763,700,548.048	2,720,881,244.499	3,091,188,420.240	3,241,186,725.902	3,306,999,669.021	0.233	0.244	0.239	0.243	0.245	
80	KRAH	9,995,385.072	29,903,385	3,966,335.729	1,129,411.947	265,696.191	41,331,489.309	(79,816,705.242)	4,433,176.531	(52,628,856.271)	(66,997,053.378)	0.232	(0.037)	0.813	(0.021)	(0.044)	
81	KRAS	259,610,000.000	85,550,000.000	33,990,000.000	37,550,000.000	42,370,000.000	(1,828,530,000.000)	(3,274,580,000.000)	(1,917,000,000.000)	(779,310,000.000)	(782,200,000.000)	(0.142)	(0.018)	(0.018)	(0.048)	(0.054)	
82	LION	13,856,109.214	12,433,164.026	12,325,977.643	10,892,495.785	9,228,951.178	62,857,739.316	58,451,801.513	54,671,394.698	20,175,438.794	23,908,625.171	0.220	0.213	0.225	0.540	0.386	
83	LMPH	1,394,396.134	2,905,643.494	4,251,042.468	3,458,019.905	12,484,288.068	3,051,105.630	6,873,689.802	11,181,077.025	(34,598,578.079)	(58,874,992.338)	0.428	0.423	0.380	(0.100)	(0.212)	
84	LMSH	3,603,680.847	1,862,729.485	3,171,213.831	12,967,113.850	2,886,727.390	11,006,796.283	3,807,172.880	9,424,028.642	17,488,236.349	5,024,560.665	0.327	0.489	0.337	0.741	0.575	
85	LPNF	1,592,030.756	525,764.644	22,154,660.456	3,171,900.465	2,376,697.975	(2,538,617.709)	18,669,419.952	86,192,120.269	195,149,603.918	35,132,528.263	(0.627)	0.028	0.257	0.166	0.088	
86	MAAN	23,516,235.000	10,036,342.000	11,385,465.000	44,321,039.000	113,940,244.000	108,294,268.000	(72,133,569.000)	301,615,942.000	(1,377,044.000)	398,187,122.000	0.217	(0.139)	0.038	<b>0.186</b>	0.286	
87	MASA	17,874,030.000	923,890.000	16,000,600.000	7,764,000.000	33,457,600.000	22,604,180.000	(267,666,840.000)	83,022,690.000	(80,952,760.000)	(179,084,950.000)	0.791	(0.003)	0.193	(0.096)	(0.187)	
88	MBTO	2,774,368.169	2,776,670.972	2,967,619.292	6,967,392.602	41,024,141.531	5,699,438.568	(16,833,230.866)	11,781,230.371	(31,658,218.720)	(155,155,168.378)	0.487	(0.165)	0.252	(0.220)	(0.264)	
89	MERK	54,682,938.000	51,395,379.000	61,073,314.000	12,440,810.000	12,300,660.000	205,058,431.000	193,940,841.000	214,916,161.000	41,895,576.000	80,208,396.000	0.267	0.265	0.284	0.297	0.256	
90	MLBI	283,495,000.000	178,663,000.000	338,057,000.000	457,953,000.000	447,105,000.000	1,078,378,000.000	675,572,000.000	1,320,186,000.000	1,780,020,000.000	1,671,912,000.000	0.263	0.264	0.256	0.257	0.257	
91	MLIA	38,480,077.000	34,297,010.000	17,921,139.000	3,249,865.000	75,742,585.000	163,493,412.000	(190,208,664.000)	(8,881,576.000)	50,783,937.000	264,824,625.000	0.235	(0.180)	(0.218)	0.064	0.286	
92	MRAZ	2,669,010.262	1,209,986.118	1,467,163.793	72,238.875	4,133,577.032	10,040,984.104	2,259,976.429	(4,082,301.885)	(1,355,570.984)	1,877,100.535	0.266	0.536	(0.359)	(0.063)	2.202	
93	MYOR	119,876,262.161	390,261,677.241	457,007,141.573	553,930,772.581	621,407,918.551	529,701,030.755	1,640,947,965.801	1,845,682,569.238	2,186,834,603.474	2,381,943,198.855	0.226	0.238	0.248	0.254	0.261	
94	MYTX	31,834,000.000	69,270,000.000	41,318,000.000	23,324,000.000	22,107,000.000	(190,105,000.000)	(333,141,000.000)	(397,809,000.000)	(399,809,000.000)	(192,342,000.000)	(0.167)	(0.208)	(0.104)	(0.075)	(0.115)	
95	NKIL	3,120,000.000	12,846,600.000	805,600.000	919,430.000	2,187,230.000	(68,320,000.000)	(47,258,380.000)	24,387,540.000	14,411,140.000	(17,559,880.000)	(0.049)	(0.272)	0.033	0.057	(0.123)	
96	NHPS	177,523,151.000	11,080,809.000	22,882,997.000	15,567,442.000	67,494,236.000	17,492,340.000	41,752,147.000	88,566,134.000	99,678,367.000	2,630	0.265	0.258	0.261	#DIV/0!		
97	PHBX	28,071,320.000	28,733,130.000	49,849,460.000	31,376,690.000	42,878,520.000	129,148,270.000	114,988,130.000	182,811,640.000	109,541,850.000	205,480,340.000	0.217	0.250	0.273	0.286	0.309	
98	PCAR	4,311,636.994	8,923,702.894	3,239,966.026	1,296,671.645	531,620.964			(13,622,400.552)	(6,495,207.337)	(7,468,892.819)	#DIV/0!	#DIV/0!	(0.238)	(0.104)	(0.071)	
99	PCCO	3,024,700.139	3,024,700.139	3,876,063.645	6,411,685.662	7,099,614.848	20,337,790.746	17,417,317.001	17,285,721.065	22,614,674.874	17,002,881.413	0.210	0.173	0.224	0.284	0.397	
100	POLY	17,347,360.000	6,139,250.000	48,896,280.000	34,247,240.000	24,235,720.000	(816,709,540.000)	(116,473,000.000)	(69,787,410.000)	9,838,400.000	152,558,100.000	(0.021)	(0.527)	(0.701)	3.481	1.939	
101	PRAS	3,674,229.159	2,021,806.129	6,660,900.978	7,232,649.057	1,802,599.088	15,014,566.768	8,469,139.366	3,969,936.660	4,006,380.783	8,179,520.050	0.245	0.240	1.678	1.805	0.221	
102	PSDN	9,207,368.669	9,558,107.062	26,351,813.880	21,411,258.208	24,837,844.983	(18,367,883.663)	(33,034,087.690)	(10,119,561.066)	53,690,306.573	21,227,981.555	(0.485)	(0.289)	(2.604)	0.399	1.143	
103	PTFS	6,755,980.000	8,984,830.000	17,579,490.000	2,668,790.000	43,910,510.000	(21,236,330.000)	(5,793,600.000)	17,475,780.000	7,593,600.000	163,919,100.000	(0.317)	(0.637)	1.006	0.351	0.268	
104	PYFA	1,549,047.114	1,467,826.630	1,907,090.128	2,241,878.665	2,869,815.788	4,206,712.519	4,554,941.905	7,053,407.169	9,999,280.773	11,317,263.776	0.368	0.322	0.270	0.558	0.284	
105	RYCI	7,515,713.548	8,932,127.892	9,920,071.013	9,250,283.886	11,361,489.897	22,627,245.189	22,397,341.356	23,362,443.531	25,808,846.585	29,841,866.535	0.332	0.339	0.379	0.358	0.351	
106	RMTA	563,457,000.000	300,014,000.000	694,442,000.000	79,936,000.000	283,873,000.000	1,887,866,000.000	(1,938,520,000.000)	(1,391,369,000.000)	31,675,000.000	125,217,000.000	0.334	(0.155)	(0.499)	0.255	1.319	
107	ROTT	3,628,995.297	107,712,914.648	89,639,472.867	50,783,313.391	59,764,888.552	252,857,341.173	378,251,610.088	369,164,681.698	186,147,334.530	186,936,324.915	0.258	0.283	0.243	0.273	0.320	
108	SCCO	44,738,341.629	46,936,637.110	90,008,469.812	75,500,057.785	89,029,251.172	182,347,242.556	206,056,283.235	439,602,100.346	345,230,556.594	343,024,583.828	0.245	0.228	0.205	0.219	0.260	
109	SCPI											#DIV/0!	#DIV/0!	#DIV/0!	#DIV/0!	#DIV/0!	
110	SADP	4,666,158.000	1,895,491.769	262,904.459	964,420.448	1,015,407.991	7,382,322.000	(34,952,736.526)	(24,982,843.235)	(11,548,784.584)	(16,322,896.136)	0.262	(0.054)	(0.011)	(0.084)	(0.062)	
111	SIDO	130,458,000.000	122,924,000.000	148,527,000.000	148,090,000.000	203,988,000.000	545,651,000.000	629,830,000.000	681,889,000.000	629,830,000.000	867,837,000.000	0.239	0.219	0.236	0.217	0.235	
112	SJMA	253,921.987	87,227.250		449,322.640	3,647,501.419	1,175,500.151	(1,157,164.383)	(701,340.771)	(287,760.080)	(10,880,888.908)	0.166	(0.056)	-	(1.561)	0.333	
113	SJPD	22,994,571.829	81,558,564.075	4,332,149.718	117,443,000.000	8,055,000.000	26,750,389.567	(443,589,482.182)	8,516,631.209	(237,482,000.000)	33,989,000.000	0.263	(0.184)	0.532	(0.491)	(0.237)	
114	SKBM	20,645,137.227	18,367,790.742	24,751,688.912	19,138,930.101	14,022,683.325	10,971,131.334	53,629,839.873	30,890,930.500	31,761,022.154	20,887,453.647	0.188	0.342	0.803	0.603	0.671	
115	SKLT	10,961,790.526	9,939,583.125	8,273,422.038	5,182,229.992	13,153,555.409	23,440,037.458	27,378,238.223	25,166,206.536	27,370,565.356	39,567,679.343	0.466	0.363	0.329	0.189	0.332	
116	SMBR	66,315,221.000	89,234,190.000	90,190,025.000	62,298,722.000	69,281,988.000	394,651,537.000	443,414,252.000	349,280,550.000	208,947,154.000	145,356,700.000	0.168	0.201	0.258	0.298	0.477	
117	SMCB	338,528,000.000	159,939,000.000	112,552,000.000	(67,590,000.000)	(143,788,000.000)	1,007,997,000.000	350,418,000.000	(172,032,000.000)	(690,455,000.000)	(684,197,000.000)	0.336	0.451	(0.654)	0.998	0.210	
118	SMGR	1,517,188,688.000	1,325,482,459.000	549,584,720.000	603,887,067.000	1,019,255,087.000	7,090,765,967.000	5,850,923,497.000	5,084,621,543.000	2,253,893,718.000	4,104,959,323.000	0.214	0.227	0.108	0.268	0.248	
119	SMSS	119,683,000.000	122,410,000.000	156,016,000.000	165,250,000.000	194,731,000.000	541,150,000.000	583,717,000.000	638,208,000.000	720,638,000.000	828,281,000.000	0.221	0.210	0.237	0.229	0.235	
120	SMVA	16,698,553.851	14,218,905.978	30,295,064.563	29,028,817.395	27,440,595.513	65,301,275.250	(56,815,848.122)	111,358,495.242	121,308,934.629	109,673,317.782	0.256	(0.260)	0.272	0.229	0.256	
121	SOBH											#DIV/0!	#DIV/0!	#DIV/0!	#DIV/0!	#DIV/0!	
122	SOBI											#DIV/0!	#DIV/0!	#DIV/0!	#DIV/0!	#DIV/0!	
123	SREI	154,408,460.000	89,207,720.000	66,621,010.000	41,058,230.000	148,573,090.000	659,591,930.000	645,847,010.000	660,277,910.000	72,141,420.000	994,133,420.000	0.234	0.138	0.101	0.569	0.149	
124	SRSN	15,401,720.000	5,209,875.000	9,367,689.000	1,270,641.000	12,110,671.000	29,857,990.000	20,714,663.000	1,685,362.000	18,669,206.000	50,845,763.000	0.516	0.252	0.548	0.667	0.238	
125	STSM	3,846,713.85															

# Tabulasi Profitabilitas (ROA)

No	Kode	LABA SEBELUM PAJAK						LABA SETELAH PAJAK						ROA						
		2014	2015	2016	2017	2018	2019	2014	2015	2016	2017	2018	2019	2014	2015	2016	2017	2018	2019	
1	ADES	41.511.000.000	44.175.000.000	61.636.000.000	51.095.000.000	70.060.000.000	31.072.000.000	32.839.000.000	55.951.000.000	38.242.000.000	52.958.000.000	0.602	0.050	0.073	0.046	0.060				
2	ADMG	(342.298.280.000)	(289.221.990.000)	(281.144.070.000)	(307.846.960.000)	(13.957.570.000)	(247.071.950.000)	(241.412.140.000)	(205.697.610.000)	(86.378.650.000)	(13.045.810.000)	(0.053)	(0.058)	(0.054)	(0.023)	(0.005)				
3	AISA	484.592.000.000	500.435.000.000	898.431.000.000	967.584.000.000	1.377.911.000.000	377.911.000.000	373.750.000.000	719.228.000.000	(846.809.000.000)		0.051	0.041	0.078	(0.097)	#DIV/0!				
4	AKKU	(6.245.558.830)	(1.560.669.694)	20.873.423.728	18.833.799.966	9.666.450.851	(5.945.039.544)	(1.351.411.000)	20.521.981.228	(19.453.731.339)	(9.638.897.778)	(0.066)	(0.177)	(0.109)	(0.017)	(0.009)				
5	AKPI	61.291.373.000	51.138.966.000	75.952.611.000	31.813.498.000	91.886.890.000	34.659.623.000	27.644.714.000	52.393.857.000	13.333.970.000	64.226.271.000	0.016	0.010	0.020	0.005	0.021				
6	ALDO	28.201.468.412	32.453.914.799	33.847.325.358	38.621.790.950		22.589.101.552	21.061.034.612	25.239.505.223	29.035.395.397		0.063	0.058	0.061	0.058	#DIV/0!				
7	ALKA	416.384.000	416.384.000	276.648.000	16.063.389.000		22.922.823.000	2.948.000.000	515.167.000	15.406.256.000	22.943.498.000	0.012	(0.008)	0.004	0.050	0.035				
8	ALMI	1.654.830.237	(75.877.448.238)	(91.041.355.107)	4.716.551.594	13.900.879.443	3.944.436.757	(53.613.905.767)	(99.311.824.409)	8.446.455.684	6.544.635.062	0.001	(0.024)	(0.040)	0.004	0.002				
9	ALTO	10.099.722.108	(39.117.374.969)	(44.619.656.798)	(69.728.704.187)		(10.135.298.976)	(24.345.276.797)	(26.505.566.763)	(62.449.581.665)		0.008	(0.021)	(0.023)	(0.057)	#DIV/0!				
10	AMFG	97.807.000.000	464.263.000.000	260.444.000.000	63.589.000.000	11.184.000.000	464.152.000.000	341.346.000.000	2.560.400.000	38.549.000.000		0.089	0.047	0.066	0.001					
11	AMIN	12.190.207.254	25.339.603.773	43.285.170.463	43.285.170.463	51.284.231.355	8.885.367.559	18.788.425.668	22.511.863.039	39.082.873.015	32.342.159.254	0.058	0.094	0.161	0.155	0.090				
12	APLI	16.620.076.489	2.329.080.812	33.523.652.447	3.897.608.083	(19.799.477.242)	9.691.077.438	1.854.274.736	(1.329.429.301)	(23.496.671.376)		0.035	0.006	0.034	(0.003)	(0.047)				
13	ARGO	(333.717.260.000)	(117.519.620.000)	(269.059.350.000)	(153.956.260.000)	(90.796.500.000)	(803.338.970.000)	(117.519.620.000)	(257.171.770.000)	148.718.470.000	(90.796.500.000)	(0.208)	(0.090)	(0.221)	0.151	(0.103)				
14	ARNA	348.379.437.541	95.514.316.424	123.838.299.924	115.935.941.034	21.729.940.176	260.879.744.044	71.209.943.348	91.375.910.975	122.183.909.643	158.207.786.602	0.208	0.050	0.059	0.076	0.096				
15	ASII	27.352.000.000.000	19.630.000.000.000	22.253.000.000.000	29.137.000.000.000	34.995.000.000.000	22.131.000.000.000	15.613.000.000.000	18.302.000.000.000	23.165.000.000.000	27.372.000.000.000	0.094	0.064	0.070	0.078	0.079				
16	AUTO	1.108.055.000.000	433.596.000.000	648.907.000.000	711.936.000.000	8.615.630.000.000	954.086.000.000	322.701.000.000	483.211.000.000	547.781.000.000	680.801.000.000	0.066	0.023	0.033	0.037	0.043				
17	BAJA	18.683.712.081	(11.830.669.276)	53.592.758.567	(28.628.554.806)	(60.434.239.905)	(1.640.705.750)	(9.349.900.882)	34.393.358.000	(22.884.761.571)	(96.698.781.573)	(0.002)	(0.010)	(0.035)	(0.024)	(0.107)				
18	BATA	148.803.618.000	65.302.022.000	97.524.179.000	92.876.105.000	70.781.440.000	129.519.446.000	42.231.663.000	53.654.376.000	67.944.887.000	0.091	0.163	0.052	0.063	0.077					
19	BIMA	13.252.206.563	395.219.933	29.869.197.190	10.901.810.252	3.179.255.211	10.048.996.788	(771.373.985)	17.410.120.742	15.795.652.032	2.349.853.961	0.097	(0.008)	0.189	0.177	0.234				
20	BOLT		198.541.042.737	131.970.355.069	10.846.767.511				111.662.788.832	93.225.253.756	75.789.099.614	#DIV/0!	#DIV/0!	0.093	0.078	0.038				
21	BRAM	217.973.860.000	182.843.880.000	310.376.540.000	340.694.380.000	270.970.020.000	164.268.960.000	125.736.060.000	222.995.820.000	245.679.270.000	193.770.500.000	0.053	0.043	0.075	0.081	0.065				
22	BRNA	74.267.515.000	2.427.389.000	20.458.245.000	49.189.380.000	(21.224.264.000)	56.973.147.000	(7.159.572.000)	12.664.977.000	(17.382.423.000)	39.982.831.015	0.043	(0.004)	0.006	(0.007)	0.016				
23	BRPT	296.550.000.000	347.370.000.000	3.800.430.000.000	5.590.200.000.000	4.580.000.000.000	(11.560.000.000.000)	90.820.000.000	2.797.890.000.000	2.798.890.000.000	2.420.000.000.000	0.000	0.002	0.109	0.077	0.024				
24	BTON	8.579.686.472	7.804.262.997	(8.214.986.964)	14.737.057.056	38.236.874.970	7.536.835.958	6.323.786.625	(5.974.737.984)	11.370.927.212	27.812.712.161	0.043	0.035	0.010	0.062	0.128				
25	BUDI	43.488.000.000	52.125.000.000	53.832.000.000	61.016.000.000	71.781.000.000	28.524.000.000	21.077.000.000	38.624.000.000	45.691.000.000	50.627.000.000	0.012	0.006	0.013	0.016	0.015				
26	CAMP			58.384.115.529	48.843.073.563				249.697.012.626	90.072.886.839	92.649.656.775	#DIV/0!	#DIV/0!	0.089	0.099	0.092				
27	CEKA	58.866.547.178	142.271.353.890	285.827.837.455	(115.935.939.366)	123.934.812.359	(41.001.414.954)	106.549.446.980	20.619.309.888	29.648.201.092	13.554.152.161	0.032	0.072	0.014	0.021	0.011				
28	CINT	35.842.459.467	40.762.330.489	28.172.913.292	22.060.873.598	22.060.873.598	26.065.239.538	29.477.307.314		(13.828.600.000)	(2.054.340.000)	0.070	0.077	-	(0.029)	(0.004)				
29	CLEO			62.342.385.255	81.366.830.315				2.251.813.000.000	2.496.787.000.000	4.551.485.000.000	#DIV/0!	#DIV/0!	#DIV/0!	3.778	5.458				
30	CNTX								(9.335.210.000)	(121.145.630.000)	(57.947.540.000)	#DIV/0!	#DIV/0!	#DIV/0!	#DIV/0!	#DIV/0!				
31	CPIN	2.108.892.000.000	2.281.628.000.000	3.983.661.000.000	3.259.822.000.000	5.907.351.000.000	1.745.724.000.000	1.832.598.000.000				0.084	0.074	-	-	-				
32	CTBN	347.310.320.000	(85.066.140.000)	7.998.170.000	(155.903.860.000)	73.499.500.000	255.522.020.000	81.409.480.000	254.509.268.000	279.772.635.000	338.129.985.000	0.098	0.035	0.159	0.187	0.217				
33	DAJK								10.009.391.103	5.963.420.071		#DIV/0!	#DIV/0!	#DIV/0!	#DIV/0!	#DIV/0!				
34	DLTA	379.511.812.000	250.197.742.000	377.047.654.000	369.012.283.000	441.244.118.000	288.073.432.000	192.045.000.000	152.083.408.000	162.249.293.000	200.681.968.000	0.290	0.185	0.127	0.121	0.132				
35	DNPS	17.194.970.495	17.552.028.000	32.288.056.506	7.508.252.565	12.347.569.714	14.528.830.097	9.999.176.172	90.685.821.530	76.195.665.729	74.057.187.763	0.054	0.036	0.306	0.247	0.230				
36	DNVA	105.866.443.000	144.487.708.000	314.417.056.000	226.147.921.000	272.843.904.000	81.597.611.000	107.994.323.000	15.953.550.000	(17.624.770.000)	(10.597.440.000)	0.066	0.078	0.010	0.011	(0.066)				
37	DKAD	98.721.777.723	66.306.918.116	118.440.029.979	103.460.309.681	101.455.415.901	40.985.863.205	47.840.256.456	31.742.620.000	(17.623.900.000)	14.131.120.000	0.100	0.121	0.040	(0.021)	0.017				
38	ERTY	22.488.600.000	53.224.110.000	21.716.130.000	(17.939.000.000)	12.229.830.000	22.290.340.000	53.214.000.000	(224.511.085.102)	(127.520.699.998)	(138.527.581.001)	0.048	0.100	(0.426)	(0.213)	(0.221)				
39	ISTI	71.383.880.000	68.748.440.000	30.810.500.000	(22.211.560.000)	134.910.000.000	(59.175.290.000)	(103.275.240.000)	778.017.761.625	595.868.198.714	1.405.367.710.271	(0.085)	(0.182)	1.574	0.968	2.266				
40	ITWA	(109.218.088.841)	(216.140.724.884)	(91.532.530.235)	(140.055.031.004)	(129.380.824.561)	(142.136.321.265)	(224.211.052.302)	21.690.000.000	(17.460.000.000)	(61.250.000.000)	(0.107)	(0.168)	(0.109)	(0.016)	(0.056)				
41	IASW	126.443.720.961	(402.946.517.767)	826.729.617.029	824.530.694.900	1.988.060.191.158	91.501.828.259	(398.896.601.295)	31.704.587.017	10.284.897.314	87.798.857.709	0.014	(0.044)	0.004	0.001	(0.008)				
42	IPNI	(24.720.000.000)	70.880.000.000	(43.890.000.000)	(22.600.000.000)	(64.510.000.000)	(29.800.000.000)	29.800.000.000	16.561.250.000	(8.942.140.000)	5.053.000.000	(0.025)	(0.013)	0.008	(0.005)	(0.003)				
43	IDST	(18.918.134.245)	(73.346.088.878)	45.514.137.																

76	KDSI	982.930488	14.890.288.268	63.697.916.133	93.363.070.902	103.955.745.914	45.687.373.251	11.470.362.293	181.110.153.810	109.696.001.798	150.116.045.042	0.048	0.010	0.159	0.083	0.108	
76	KIAS	(1.822.900.000.000)	(1.822.900.000.000)	(1.659.927.000.000)	852.390.976.555	79.206.468.705	(144.635.000.000)	2.580.884.964.757	2.497.261.964.757	2.497.261.964.757	2.497.261.964.757	#DIV/0!	(0.069)	1.264	1.388	1.465	
77	KICI	6.328.129.933	2.710.606.804	577.669.984	10.638.117.951	1.112.421.557	5.026.826.403	(13.000.883.220)	8.263.800.802	153.758.268.218	66.731.357.187	0.050	(0.097)	0.006	(0.360)	(0.433)	
78	KINO	11.006.796.283	3.897.172.889	9.424.028.642	17.488.236.349	5.024.560.665	7.695.991.576	1.944.432.395	1.944.432.395	1.944.432.395	1.944.432.395	0.072	0.000	0.260	(0.215)	(0.215)	
79	KLBF	2.763.700.548.048	2.720.881.244.459	3.091.188.460.230	3.241.186.725.992	3.306.399.669.021	2.122.677.847.816	2.057.694.281.873	42.345.617.055	9.282.943.009	14.679.673.993	0.171	0.150	0.003	0.001	0.001	
80	KRAH	41.331.489.309	(7.918.670.542)	4.433.176.531	(52.628.856.271)	(66.997.053.378)	31.335.220.137	(7.624.768.157)	6.933.035.457	(31.140.558.174)	(6.390.794.290)	0.065	(0.014)	0.012	(0.048)	(0.077)	
81	KRAS	(1.828.530.000.000)	(3.274.580.000.000)	(1.917.000.000.000)	(779.310.000.000)	(782.220.000.000)	(1.541.850.000.000)	(3.365.140.000.000)	6.252.814.811	12.967.113.850	2.886.727.390	(0.059)	(0.088)	0.000	0.000	0.000	
82	LOJN	62.857.739.316	58.451.801.513	54.671.394.698	20.175.438.794	23.908.625.171	49.001.630.102	46.018.637.487	(64.037.499.813)	(13.338.599.000)	32.755.398.588	0.081	0.072	(0.093)	(0.020)	0.047	
82	LPHI	3.051.105.630	6.877.089.802	11.181.077.025	(34.598.578.079)	(58.874.992.258)	1.746.709.496	3.988.066.308	211.960.577.000	48.678.429.000	284.246.878.000	0.072	0.005	0.262	0.058	0.361	
84	MSHI	11.006.796.283	3.897.172.889	9.424.028.642	17.488.236.349	5.024.560.665	7.695.991.576	1.944.432.395	1.944.432.395	1.944.432.395	1.944.432.395	0.072	0.000	0.260	(0.215)	(0.215)	
85	PNIN	62.538.617.709	18.669.419.952	86.192.120.269	195.149.603.918	35.132.528.263	(1.922.000.000)	(18.173.685.308)	8.913.611.079	(24.960.826.118)	(114.131.028.867)	(0.009)	(0.056)	0.018	(0.092)	(0.378)	
86	MAJN	108.294.268.000	(27.133.569.000)	301.615.942.000	(1.377.044.000)	398.187.122.000	(84.841.276.000)	(62.097.227.000)	153.842.847.000	144.677.294.000	1.163.324.165.000	(0.024)	(0.016)	0.040	0.061	0.258	
87	MASA	22.604.180.000	(267.666.840.000)	(82.027.690.000)	(80.952.760.000)	(179.084.950.000)	5.900.960.000	(27.866.073.000)	982.129.000.000	1.322.067.000.000	1.224.807.000.000	0.001	0.004	0.161	0.201	0.190	
88	MBTO	5.699.438.368	(16.833.220.860)	11.781.230.371	(31.658.182.720)	(155.155.186.378)	4.209.673.280	(14.056.549.894)	9.039.563.000	47.534.072.000	189.882.338.000	0.007	(0.023)	0.011	0.001	0.292	
89	MERK	205.058.431.000	193.940.811.000	214.916.611.000	41.895.576.000	50.208.396.000	182.147.224.000	142.545.462.000	(5.549.465.678)	(1.283.321.409)	(2.256.476.497)	0.256	0.222	(0.017)	(0.002)	(0.002)	
90	MLBI	1.078.374.000.000	675.572.000.000	1.320.186.000.000	1.780.020.000.000	1.671.912.000.000	794.883.000.000	496.909.000.000	1.388.676.127.665	1.430.953.830.893	1.760.434.304.306	0.356	0.237	0.610	0.650	0.609	
91	MLLA	163.493.412.000	(190.288.664.000)	(8.881.576.000)	50.783.937.000	264.824.823.000	130.185.818.000	(155.911.654.000)	(286.485.000.000)	(170.235.000.000)	(0.018)	(0.022)	(0.046)	(0.055)	(0.032)		
92	MRAT	10.040.984.104	2.255.976.429	(4.082.301.885)	(1.355.570.984)	1.877.100.535	7.054.704.411	1.045.990.311	25.193.140.000	13.591.710.000	(15.372.620.000)	0.014	0.002	0.052	0.027	(0.030)	
93	MYOR	529.701.030.755	1.640.494.765.801	1.845.683.269.238	2.186.884.603.474	2.381.942.198.855	409.824.768.594	1.250.233.128.560	65.683.137.000	44.110.825.000	(0.040)	0.110	0.085	0.003	-		
94	MYTX	(190.105.000.000)	(333.141.000.000)	(397.809.000.000)	(309.809.000.000)	(492.342.000.000)	(157.088.000.000)	(263.871.000.000)	132.862.180.000	78.165.180.000	162.601.830.000	(0.077)	(0.136)	0.082	0.023	0.043	
95	NKLI	(68.320.000.000)	(47.258.380.000)	24.387.540.000	14.411.140.000	(17.559.850.000)	(68.515.290.000)	(60.104.950.000)	13.753.451.941	16.824.380.227	15.370.488.346	(0.056)	(0.053)	0.011	0.013	0.010	
96	NIPS	67.494.016.000	41.752.147.000	88.566.134.000	59.627.267.000	49.741.721.000	30.671.339.000	(118.685.690.000)	144.085.690.000	128.232.600.000	128.232.600.000	0.041	0.020	(0.067)	(0.023)	(0.020)	
97	NRN	129.148.270.000	114.988.100.000	183.811.640.000	109.541.850.000	205.440.000.000	86.214.970.000	(1.064.970.000)	6.351.100.962	(3.256.564.316)	6.351.100.962	0.025	0.019	(0.011)	(0.001)	0.001	
98	PCAR	(13.622.400.452)	(645.205.337)	(468.892.901)	(468.892.901)	(468.892.901)	(468.892.901)	(468.892.901)	(468.892.901)	(468.892.901)	(468.892.901)	(0.025)	0.019	(0.011)	(0.001)	0.001	
99	PCO	20.537.790.746	17.451.317.001	17.285.721.005	22.614.674.874	17.800.088.413	16.226.153.752	14.975.806.018	12.642.650.000	4.924.720.000	12.003.603.000.000	0.026	0.025	0.019	0.007	0.141	
100	POLY	(816.709.540.000)	(116.473.470.000)	(69.787.410.000)	9.838.400.000	152.558.170.000	799.362.180.000	(177.866.720.000)	5.146.137.041	7.127.402.168	8.447.498.290	0.000	(0.077)	0.002	0.003	0.004	
101	PRAS	15.041.576.768	8.469.139.366	3.969.936.660	4.006.380.783	8.139.520.600	11.340.527.608	6.437.333.237	14.033.426.519	16.558.862.698	18.480.376.458	0.009	0.004	0.009	0.011	0.011	
102	PSDN	(18.967.883.663)	(33.034.087.690)	(103.119.561.066)	53.690.306.573	21.727.981.555	(28.175.252.332)	(42.419.820.000)	(2.088.811.000.000)	(68.043.000.000)	(0.045)	(0.069)	(0.139)	(0.095)	(0.572)		
103	PTSN	(21.326.330.000)	(5.826.490.000)	17.475.780.000	7.593.060.000	163.919.000.000	(28.082.130.000)	1.086.170.000	279.777.368.831	135.364.011.139	127.171.436.363	(0.044)	0.002	0.424	1.301	0.844	
104	PVFA	4.206.712.519	4.554.931.095	7.053.407.169	9.599.280.733	2.657.665.405	3.087.104.465	3.087.104.465	340.933.630.534	269.730.289.289	253.998.332.656	0.011	0.011	-	-	-	
105	RVCY	22.627.245.189	22.397.841.356	23.362.443.531	25.808.864.585	29.841.866.355	15.129.699.611	13.465.713.464	(1.042.068.000.000)	(25.345.747.695)	(10.584.364.135)	(15.307.488.145)	(0.030)	(0.082)	(0.002)	(0.001)	(0.001)
106	RMBM	1.687.860.000.000	(1.938.522.000.000)	(1.391.369.000.000)	31.675.000.000	215.217.000.000	(323.511.000.000)	(1.042.068.000.000)	(25.345.747.695)	(10.584.364.135)	(15.307.488.145)	(0.030)	(0.082)	(0.002)	(0.001)	(0.001)	
107	ROTI	252.857.341.173	378.251.615.088	369.416.841.698	186.147.334.530	186.936.324.915	188.577.521.074	270.538.700.440	480.525.000.000	533.799.000.000	663.849.000.000	0.088	0.100	0.165	0.117	0.151	
108	SCCO	182.347.242.356	206.056.283.235	439.602.356.594	345.230.356.594	345.024.583.828	137.618.900.727	159.119.648.125	(642.590.771)	1.619.969.206	(14.528.300.327)	(0.083)	(0.090)	0.000	0.000	(0.003)	
109	SFCI	7.282.322.000	(24.952.738.526)	(24.952.738.526)	(11.548.784.584)	(16.322.896.136)	7.382.322.000	(36.848.226.295)	13.048.780.927	(584.925.000.000)	25.934.000.000	#DIV/0!	#DIV/0!	#DIV/0!	#DIV/0!	#DIV/0!	
110	SIFP	545.614.000.000	500.399.000.000	629.082.000.000	681.889.000.000	987.377.000.000	417.511.000.000	1.067.475.000.000	22.545.656.000	25.880.656.791	15.956.462.472	0.001	(0.133)	0.099	0.114	0.071	
111	SMD	1.175.500.151	(1.571.164.385)	(7.301.340.771)	(2.287.760.080)	(10.888.888.888)	1.429.822.338	(1.843.982.133)	359.905.525.000	146.648.423.000	76.074.712.000	0.023	(0.037)	6.422	1.701	1.820	
112	SMD	26.570.388.367	(443.588.482.182)	8.516.631.209	(237.482.000.000)	33.980.000.000	3.575.917.538	(562.030.918.107)	(284.548.000.000)	(258.405.000.000)	(627.985.000.000)	0.001	(0.161)	(0.111)	(0.338)	(0.378)	
113	SKBM	109.761.131.234	53.629.883.879	30.809.950.308	31.761.022.154	20.887.453.647	90.003.564.942	40.150.568.621	4.535.036.823.000	2.043.025.914.000	3.085.704.260.000	0.138	0.053	4.528	1.259	1.742	
114	SKLT	21.544.037.458	27.873.273.223	25.166.206.536	27.370.565.356	39.567.679.343	16.480.714.984	20.066.791.849	502.190.000.000	555.888.000.000	633.500.000.000	0.050	0.053	4.884	1.873	0.448	
115	SMBR	3.065.157.000.000	443.414.252.000	349.280.530.000	208.947.154.000	145.356.709.000	335.954.862.000	354.180.062.000	(0.000.000.000)	(0.000.000.000)	(0.000.000.000)	0.115	0.108	-	-	-	
116	SMBR	1.047.397.000.000	438.418.000.000	(172.032.000.000)	(690.455.000.000)	(684.197.000.000)	175.127.000.000	81.063.430.679	92.280.117.234	82.232.729.232	0.038	0.101	0.004	0.005	0.004		
117	SMBR	1.047.397.000.000	438.418.000.000	(172.032.000.000)	(690.455.000.000)	(684.197.000.000)	175.127.000.000	81.063.430.679	92.280.117.234	82.232.729.232	0.038	0.101	0.004	0.005	0.004		
118	SMGR	7.090.765.967.000	5.850.923.497.000	6.084.621.543.000	2.253.891.318.000	4.104.939.323.000	5.567.659.839.000	4.525.441.038.000	593.656.900.000	680.353.200.000	845.500.330.000	0.240	0.201	0.263	0.278	0.302	
119	SMSM	541.150.000.000	583.717.000.000	658.208.000.000	720.638.000.000	828.281.000.000	421.095.000.000	446.088.000.000	593.656.900.000	680.353.200.000	845.500.330.000	0.240	0.201	0.263	0.278	0.302	
120	SMPA	65.301.275.250	(56.815.848.122)	111.388.495.242	121.308.934.629	109.673.317.782	48.602.721.399	(42.997.342.144)	11.056.051.000	17.698.607.000	38.735.002.000	0.023	(0.019)	0.003	0.008	0.017	
121	SQBB	(18.327.988.422)	(23.709.833.744)	(11.123.037.917)	(11.123.037.917)	(11.123.037.917)	(11.123.037.917)	(11.123.037.917)	(11.123.037.917)	(11.123.037.917)	(11.123.037.917)	(0.023)	(0.019)	0.003	0.008	0.017	
122	SQBI	699.591.930.000	645.847.010.000	660.277.910.000	72.141.420.000												

# Tabulasi Leverage (LEV)

No	Kode	TOTAL ASET					TOTAL HUTANG					LEV					
		2014	2015	2016	2017	2018	2014	2015	2016	2017	2018	2014	2015	2016	2017	2018	
1	ADES	502.990.000,00	653.224.000,00	767.479.000,00	840.236.000,00	881.275.000,00	52.166.156,90	324.855.000,00	383.091.000,00	417.225.000,00	399.361.000,00	0,104	0,497	0,499	0,497	0,453	
2	ADMG	4.660.665.590,00	4.200.102.320,00	3.908.475.220,00	3.741.103.000,00	2.806.798.540,00	1.711.545.990,00	1.572.245.370,00	1.353.880.170,00	1.345.184.240,00	369.038.920,00	0,367	0,362	0,355	0,360	0,131	
3	AJSA	7.373.888.000,00	9.090.970.000,00	9.254.539.000,00	8.724.734.000,00		3.779.017.000,00	5.040.073.000,00	4.990.139.000,00	5.319.855.000,00	0,512	0,552	0,539	0,610			
4	AKKU	90.674.071,077	7.648.193.812	10.710.189.242,40	1.117.019.087,846	1.074.466.192,887	86.890.201,934	5.056.739.968	290.207.521,860	356.837.577,498	0,957	0,661	0,271	0,319	0,301		
5	AKPI	2.272.042.590,000	2.883.143.132,000	2.615.909.190,000	2.745.325.833,000	3.070.410.492,000	1.195.437.301,000	1.775.571.239,000	1.495.874.021,000	1.618.713.342,000	0,537	0,616	0,572	0,590	0,598		
6	ALDO	358.814.265.668	366.010.819.198	410.330.576.602	498.701.656.995		197.391.610.046	195.081.792.385	209.442.676.180	269.278.833.819	0,553	0,533	0,510	0,540			
7	ALKA	245.297.737,000	144.628.405,000	136.618.855,000	305.208.703,000	648.968.295,000	183.136.853,000	82.236.104,000	75.514.434,000	226.717.826,000	0,747	0,569	0,533	0,743	0,845		
8	ALMI	3.217.113.857.871	2.189.037.586.057	2.153.030.503.531	2.376.281.796.928	2.781.666.374.017	2.571.403.202.989	1.623.926.585.475	1.749.336.161.470	1.997.411.244.539	2.454.465.678.087	0,799	0,742	0,812	0,841	0,882	
9	ALTO	1.180.053.626.858	1.180.228.072.164	1.165.093.632.823	1.109.383.971.111		706.402.717.818	673.258.888.637	684.252.214.422	690.099.182.411	0,570	0,570	0,587	0,622	0,630		
10	AMFG	3.946.125.000,000	4.270.275.000,000	5.504.890,000,000	6.267.816,000,000	8.432.632,000,000	733.749,000,000	880.052,000,000	1.905.626,000,000	2.718.939,000,000	0,186	0,206	0,346	0,434	0,573		
11	AMN	152.319.404.731	196.974.581.573	199.974.581.573	252.452.307.121	360.906.218.575	62.129.382.330	71.412.193.880	101.086.129.009	178.767.779.764	0,408	0,359	0,357	0,400	0,495		
12	APLI	273.126.657.794	308.620.387.248	382.461.777.452	398.698.779.619	503.177.499.114	478.888.731.692	67.967.245.679	67.967.245.679	171.514.782.371	298.992.622.457	0,175	0,230	0,178	0,430	0,594	
13	ARGO	1.458.304.020,000	1.302.517.710,000	1.161.575.330,000	984.598.420,000	883.238.880,000	1.675.328.410,000	1.618.982.780,000	1.731.487.910,000	1.707.559.210,000	1,163	1,143	1,491	1,734	1,907		
14	ARNA	1.299.938.133.543	1.430.779.475.454	1.543.216.299.146	1.601.346.561.873	1.652.905.985.730	346.944.901.743	536.050.998.398	595.128.097.887	571.946.769.034	0,556	0,569	0,556	0,575	0,537		
15	ASII	236.077.000,000,000	245.435.000,000,000	261.855.000,000,000	295.646.000,000,000	314.711.000,000,000	115.705.000,000,000	118.902.000,000,000	139.517.000,000,000	170.348.000,000,000	0,490	0,484	0,466	0,471	0,494		
16	AUTO	14.397.858.000,000	14.339.116.000,000	14.612.274.000,000	14.752.599.000,000	15.899.648.000,000	4.244.369.000,000	4.195.648.000,000	4.075.714.000,000	4.000.233.000,000	4.626.011.000,000	0,295	0,293	0,279	0,271	0,291	
17	BAJN	999.445.499.416	948.683.681.142	982.626.956.424	946.448.936.644	901.181.796.770	787.055.068.790	786.124.255.950	774.432.726.191	824.660.447.657	0,820	0,830	0,800	0,818	0,915		
18	BATA	73.941.987,000	796.257.974,000	804.742.917,000	855.691.231,000		248.070.766,000	247.587.638,000	276.383.500,000	240.048.866,000	0,312	0,308	0,328	0,323	0,273		
19	BDM	104.058.578.348	99.558.394.760	92.041.274.561	89.327.328.853	98.190.640.839	297.977.547.605	301.570.969.687	189.216.746.183	173.964.270.574	179.038.284.750	2,864	3,029	2,056	1,947	1,823	
20	BHIA			1.206.609.697.283	1.188.798.795.362	1.312.376.999.120			244.440.889.699	468.122.101.174	574.341.524.938	#DIV/0!	#DIV/0!	#DIV/0!	2,303	1,948	4,384
21	BRAM	3.083.182.770,000	2.918.346.220,000	2.960.604.950,000	3.044.836.260,000	2.964,000,180,000	1.296.473.577,000	1.099,000,610,000	983.158.450,000	874.142.720,000	760.381.300,000	0,420	0,377	0,332	0,267	0,257	
22	BRNA	1.334.086,016,000	1.820.783,911,000	2.088.696,909,000	1.964,877,082,000	2.461.326.183,000	967,711,000	992,869,620,000	1.060.343,634,000	1.111.847,645,000	1.338,054,000,000	0,735	0,545	0,508	0,568	0,544	
23	BRPT	23.259.960,000,000	22.530.840,000,000	25.705.900,000,000	36.429.280,000,000	70.249.910,000,000	12.740.800,000,000	10.577,000,000,000	11.222.220,000	41.998.320,000,000	43.404.490,000,000	0,548	0,469	0,600	1,153	0,614	
24	BTON	174.088.741.855	181.816.245.288	177.290.628.918	183.501.450.442	217.362.901.111	271.973.121.111	341.011.648.533	33.757.198.849	28.862.718.117	34.077.931.181	0,158	0,186	0,190	0,157	1,574	
25	BUDI	2.476.982,000,000	3.265.953,000,000	2.931.807,000,000	2.939.456,000,000	3.392.960,000,000	1.563,631,000,000	2.160,700,000,000	1.766,825,000,000	1.744,756,000,000	2.166,496,000,000	0,631	0,662	0,603	0,594	0,639	
26	CAMP			1.211.184.522.659	1.004.275.813.783				538.044.038.690	489.592.257.344	192.308.466.864	#DIV/0!	#DIV/0!	#DIV/0!	0,404	0,191	
27	CEKA	1.284.150.037.341	1.485.826.210.615	1.425.964.152.418	1.392.636.444.501	1.168.956.042.706	746.598.865.219	845.932.655.663	72.906.787.680	94.304.081.659	102.703.457.308	0,581	0,569	0,595	0,608	0,674	
28	CINT	370.186.989.798	382.807.494.765	399.636.626.636	476.577.841.605	491.382.035.136	73.446.011.893	67.734.182.851	373.288.620,000	484.250.000,000	478.405.240,000	0,198	0,177	0,935	1,016	0,974	
29	CLEO				660.917.775.322	833.933.861.594			10.047.751,000,000	8.819.768,000,000	8.253.944,000,000	#DIV/0!	#DIV/0!	#DIV/0!	13,345	9,998	
30	CNXT								420.030.250,000	441.512.130,000	569.170.640,000	#DIV/0!	#DIV/0!	#DIV/0!	#DIV/0!	#DIV/0!	
31	CPIN	30.841.795,000,000	24.684.915,000,000	24.204.994,000,000	24.522.593,000,000	27.645.118,000,000	9.919.150,000,000	12.129.985,000,000	12.965.993,000,000	12.965.993,000,000	185.422.642,000	0,476	0,491	-	-	-	
32	CTBN	2.601.968.570,000	2.308.796.260,000	1.596.236.060,000	1.494.549.520,000	1.556.531.170,000	1.135.989,600,000	963.465.796,000	185.422.642,000	196.197.372,000	239.353.356,000	0,437	0,418	0,116	0,121	0,154	
33	DAJK											#DIV/0!	#DIV/0!	#DIV/0!	#DIV/0!	#DIV/0!	
34	DELTA	991.367.144,000	1.038.221.916,000	1.197.796.650,000	1.340.842.765,000	1.522.317.170,000	227.473.881.800	188.700.435,000	32.865.162.199	40.655.786.593	44.476.413.260	0,490	0,519	0,519	0,519	0,517	
35	DPNS	268.981.062,410	276.483.110.371	296.129.565.784	308.891.173.960	322.185.012.641	324.899.793.344	331.071.327.127	110.503.827.983	135.949.920.767	128.684.953.153	0,122	0,123	0,373	0,434	0,399	
36	DYLA	1.241.239.780,000	1.379.726.227,000	1.531.365.558,000	1.649.888.147,000	1.682.821.730,000	273.164.620,000	402.760.995,000	326.577.140,000	413.814.630,000	435.710.380,000	0,221	0,263	0,212	0,252	0,259	
37	EDAD	411.726.182.748	389.691.595.500	705.508.630.708	798.767.464.172	853.267.454.400	181.495.866,966	97.730.181.889	332.817.500,000	466.468.500,000	457.780.000,000	0,336	0,251	0,474	0,588	0,537	
38	ERTX	466.022.020,000	529.977.610,000	526.589.970,000	592.588.700,000	625.858.540,000	335.929.200,000	358.541.200,000	1.151.833.040,000	1.235.873.364,700	1.349.487.511.140	0,721	0,627	2,187	2,086	2,156	
39	ESTI	696.446.990,000	568.373.160,000	494.633.620,000	615.958.480,000	620.727.200,000	4.631.835.800,000	4.383.960.000,000	5.424.781.372,865	6.081.574.204.386	6.670.781.121.120	0,624	0,771	0,972	9,879	10,764	
40	ETWA	5.331.095.223	3.332.731.163.136	1.158.935.571.034	1.114.568.571.897	1.090.658.578.996	1.029.909.728	1.256.957.157.713	1.067.650,000,000	959.550,000,000	932.910,000,000	0,001	0,943	0,921	0,861	0,855	
41	FA5W	5.800.023.345	6.993.634.266.969	8.583.223.855.969	9.369.891.276.775	10.965.118.788.784	3.936.232.327.206	4.548.280.087.745	425.486.909.790	357.929.359.856	455.885.354.596	0,705	0,640	0,650	0,638	0,642	
42	FPNI	2.542.070,000,000	2.331.310,000,000	2.047,000,000,000	1.918.570,000,000	1.958.280,000,000	1.633.610,000,000	1.379,400,000,000	565,639,000,000	701.879,070,000	716.225,280,000	0,638	0,588	0,276	0,366	0,366	
43	GDST	1.337.932.144.522	1.183.934.183.257	1.269.609.891,0	1.286.954.720.665	1.351.861.756.994	484.174.854.654	379.524.183.280	23.387.406,000,000	24.572.266,000,000	23.963.934,000,000	0,357	0,321	0,318	0,317	0,317	
44	GDYR	1.259.335.510,000	1.193.158.630,000	1.128.408.410,000	1.237.656,000,000	1.260.163.540,000	676.068,870,000	638.337,860,000	12.849.602,000,000	12.501.710,000,000	13.835.648,						



75	KDSI	960.332.553.887	1.177.093.668.866	1.142.273.020.550	1.328.291.727.616	1.391.416.464.512	720.387.262.240	798.172.379.792	1.332.431.950.729	1.182.424.339.165	1.405.264.079.012	0.750	0.678	1.166	0.890	1.010
76	KIAS		2.083.770.000.000	1.859.669.927.962	1.767.603.505.697	1.704.424.579.208		317.492.000.000	2.762.162.069.572	2.722.202.633.646	2.851.611.349.015	#DIV/0!	0.152	1.485	1.540	1.673
77	KICI	100.322.024.001	133.831.888.814	139.809.135.385	149.420.009.844	154.088.747.766	18.065.657.377	40.460.281.468	420.517.586.151	520.550.572.402	547.353.968.184	0.180	0.302	3.008	3.484	3.552
78	KINO		3.284.504.424.358	3.237.595.219.374	3.592.164.205.408				20.970.360.000.000	22.615.770.000.000	24.981.050.000.000	#DIV/0!	#DIV/0!	6.385	6.985	6.954
79	KLBF	12.439.267.396.015	13.696.417.381.439	15.226.009.210.657	16.616.239.416.335	18.146.206.145.569	2.607.556.689.283	2.758.131.396.170	215.209.902.816	229.630.859.719	231.022.066.026	0.210	0.201	0.014	0.014	0.012
80	KRAH	480.333.185.402	533.537.626.101	598.711.565.464	645.953.821.530	690.055.611.089	292.564.821.530	356.965.176.950	452.192.705.158	458.292.046.535	456.214.088.267	0.609	0.609	0.672	0.709	0.733
81	KRAS	26.043.570.000.000	37.021.440.000.000	39.367.130.000.000	41.143.860.000.000	42.983.180.000.000	17.065.500.000.000	19.141.150.000.000	45.511.700.128	31.541.423.763	27.335.071.863	0.655	0.517	0.001	0.001	0.001
82	LION	605.165.911.239	639.330.150.373	685.812.995.987	681.937.947.736	696.192.628.101	156.123.759.272	184.730.654.202	426.241.285.867	36.654.665.747	28.026.041.147	0.258	0.289	0.622	0.654	0.640
83	LMPH	808.892.238.344	793.093.512.600	810.364.824.722	834.548.374.236	786.704.752.983	413.237.813.893	391.881.675.091	2.082.189.069.000	2.371.092.779.000	2.344.198.361.000	0.511	0.494	2.569	2.841	2.980
84	LMSH	141.034.984.628	133.782.751.041	162.828.169.250	161.163.426.840	160.027.280.153	23.964.388.443	21.341.373.897	2.707.769.480.000	3.206.173.730.000	3.254.645.520.000	0.170	0.160	16.630	19.984	20.338
85	LPN	185.595.748.325	324.054.785.283	477.838.306.256	288.116.498.330	301.596.448.818	46.315.786.933	207.564.071.081	269.032.570.377	367.927.139.244	347.517.123.452	0.550	0.641	0.563	1.372	1.152
86	MAIN	5.530.183.618.000	3.962.068.064.000	3.826.862.840.000	2.377.202.703.000	4.235.844.455.000	2.453.284.659.000	2.445.482.767.000	161.262.425.000	231.569.103.000	744.833.288.000	0.695	0.609	0.042	0.097	0.172
87	MASA	6.255.122.490.000	5.984.292.270.000	6.097.452.100.000	6.576.988.730.000	6.433.615.110.000	2.502.289.800.000	2.529.770.000.000	1.454.396.000.000	1.445.173.000.000	1.721.965.000.000	0.409	0.423	0.239	0.220	0.268
88	MBTO	623.002.100.394	648.899.377.240	709.959.148.088	780.669.761.787	648.016.802.235	165.633.948.143	214.685.781.274	6.110.478.982.000	3.422.396.523.000	3.022.385.125.000	0.266	0.331	8.607	4.397	4.664
89	MERK	711.055.830.000	641.646.814.000	743.934.894.000	847.006.544.000	1.263.113.689.000	182.908.670.000	198.103.536.000	113.947.973.889	139.623.025.085	143.937.973.889	0.229	0.262	0.153	0.154	0.114
90	MLBI	2.231.051.000.000	2.100.853.000.000	2.275.038.000.000	2.510.078.000.000	2.889.501.000.000	1.672.254.000.000	1.334.473.000.000	6.657.165.872.077	7.561.503.434.179	9.049.161.944.940	0.752	0.635	2.926	3.012	3.332
91	MLIA	7.220.918.333.000	7.120.800.277.000	7.223.578.677.000	5.186.685.608.000	5.263.726.099.000	5.893.580.221.000	6.010.681.233.000	2.544.730.000.000	3.109.651.000.000	3.506.734.000.000	0.816	0.844	0.329	0.602	0.667
92	MRAT	800.188.658.228	497.090.038.108	483.077.173.864	497.534.419.689	51.881.753.867	11.841.797.856	12.064.018.299	798.803.960.000	844.760.440.000	1.047.236.760.000	0.230	0.242	1.659	1.699	2.046
93	MYOR	10.291.080.293.314	11.342.715.686.221	12.922.421.859.142	14.915.849.800.251	15.789.706.426.614	6.190.535.055.645	6.148.285.579.034	935.375.496.000	1.018.449.877.000	1.026.442.000.000	0.602	0.542	0.072	0.068	-
94	MYTX	2.042.336.000.000	1.944.326.000.000	1.619.577.000.000	3.458.377.000.000	3.747.570.000.000	2.310.000.000.000	2.512.252.000.000	2.915.662.550.000	3.385.553.970.000	3.284.727.000.000	1.131	1.292	1.800	0.979	0.876
95	NKIL	1.219.396.000.000	1.137.205.640.000	1.196.467.920.000	1.261.228.410.000	1.477.772.120.000	857.300.000.000	762.512.010.000	372.737.897.214	440.557.207.503	372.737.897.214	0.703	0.671	0.314	0.319	0.374
96	NIPS	1.268.854.400.000	1.427.720.090.000	1.575.956.390.000	1.897.962.447.000	6.243.234.000.000	938.714.411.000	11.687.156.770.000	11.748.079.270.000	11.676.724.390.000	0.518	0.607	6.573	6.169	#DIV/0!	
97	PBRX	3.627.779.070.000	4.548.412.220.000	5.199.067.670.000	5.733.512.930.000	5.790.661.220.000	1.618.682.020.000	2.269.844.280.000	903.464.665.102	865.838.417.894	947.413.833.530	0.441	0.513	0.174	0.151	0.164
98	PCAB															
99	PICD	626.788.310.444	605.788.310.444	638.566.761.462	720.238.957.745	852.932.442.585	396.102.056.004	358.607.326.131	157.254.670.000	166.734.070.000	166.734.070.000	0.632	0.592	0.246	0.231	2.555
100	POLY	2.753.719.100.000	2.324.952.360.000	2.311.195.160.000	2.315.669.500.000	2.382.468.280.000	11.828.12.510.000	11.979.019.610.000	61.554.005.181	50.707.930.330	68.129.603.054	4.295	4.980	0.027	0.022	0.029
101	PRAS	1.288.957.899.805	1.586.465.724.413	1.596.466.547.662	1.542.243.721.302	1.635.543.021.515	601.300.103.349	611.599.927.211	876.184.855.001	944.179.416.586	1.094.692.568.786	0.467	0.529	0.549	0.612	0.669
102	PSDN	623.598.284.824	629.398.854.182	651.796.725.408	690.979.867.649	697.657.400.651	242.383.749.501	296.079.753.266	4.029.576.000.000	5.159.928.000.000	6.511.618.000.000	0.389	0.477	6.163	7.468	9.336
103	PTSN	655.153.330.000	659.929.310.000	660.201.530.000	672.036.880.000	687.616.400.000	168.132.520.000	144.485.560.000	1.476.889.068.692	1.739.467.993.962	1.476.889.068.692	0.265	0.221	2.257	2.588	0.514
104	PYFA	172.575.400.461	159.951.537.229	167.062.795.608	159.553.933.041	187.077.143.854	76.177.686.608	58.729.478.032	3.229.514.818.362	1.286.017.105.712	1.254.447.340.790	0.441	0.267	7.360	8.060	6.706
105	PYCV	1.172.012.468.004	1.198.189.867.892	1.288.683.925.066	1.474.444.798.382	1.539.602.654.832	774.493.246.911	798.114.834.360	239.739.846.283	238.082.416.098	259.505.843.004	1.118	1.249	0.017	0.017	0.017
106	RMBA	10.821.467.000.000	12.667.14.000.000	13.470.842.000.000	14.053.559.000.000	14.979.589.000.000	12.102.560.000.000	15.163.017.000.000	229.729.846.283	238.082.416.098	259.505.843.004	1.118	1.249	0.017	0.017	0.017
107	ROTI	2.142.894.276.216	2.706.323.637.034	2.919.640.858.718	4.559.573.709.411	4.393.103.380.883	11.893.119.267.9	1.517.786.865.162	229.729.846.283	238.082.416.098	259.505.843.004	1.118	1.249	0.017	0.017	0.017
108	SCDD	1.656.007.190.010	1.773.144.328.632	2.449.951.887.646	4.014.244.588.706	4.165.196.478.877	841.614.171.229	890.781.843.810	1.424.380.421.256	1.448.387.000.000	1.347.319.000.000	#DIV/0!	#DIV/0!	#DIV/0!	#DIV/0!	#DIV/0!
109	SCPI															
110	SAP	4.299.653.925.000	4.579.362.215	228.709.028.216	227.235.262.812	226.077.098.188	231.611.670.000	231.611.670.000	599.790.188.281	633.267.725.358	599.790.188.281	0.045	0.913	2.769	2.640	3.232
111	SDD	2.820.237.000.000	2.796.11.000.000	2.987.614.000.000	3.158.198.000.000	3.337.620.000.000	186.740.000.000	197.787.000.000	272.088.644.079	328.714.333.530	408.057.717.435	0.066	0.071	0.091	0.104	0.122
112	SIMA	62.607.762.222	40.100.588.448	40.312.937.678	86.202.900.406	74.549.587.669	21.381.307.707	11.335.059.067	1.248.119.294.000	1.647.477.988.000	2.064.440.447.000	0.517	0.283	30.961	19.112	27.692
113	SPD	2.799.604.631.544	2.246.770.166.899	2.567.211.000.000	2.239.499.000.000	2.187.970.000.000	1.509.417.123.614	1.512.527.888.605	11.027.538.000.000	12.429.453.000.000	12.250.857.000.000	0.539	0.673	4.558	5.559	5.999
114	SKBM	652.976.510.619	766.488.248.710	1.001.657.012.004	1.623.027.475.045	1.771.365.972.009	312.614.254.750	420.336.809.051	11.652.504.523.000	19.022.617.574.000	18.419.944.705.000	0.508	0.550	13.630	11.720	10.389
115	SKLT	331.574.891.637	377.110.748.359	568.239.939.951	636.284.210.210	747.293.725.435	178.206.785.017	225.066.248.245	674.685.000.000	615.337.000.000	605.926.000.000	0.537	0.597	1.187	0.967	0.871
116	SMBR	2.928.480.366.000	3.268.667.933.000	4.368.876.996.000	5.060.337.247.000	5.538.079.503.000	20.911.374.600.000	319.315.349.000				0.071	0.098	-	-	-
117	SMCB	17.199.304.000.000	17.321.565.000.000	19.763.133.000.000	19.626.403.000.000	18.667.187.000.000	8.436.760.000.000	8.921.018.000.000	1.047.296.887.831	980.123.282.608	1.013.266.115.558	0.491	0.515	0.053	0.050	0.054
118	SMDR	34.331.674.737.000	38.153.118.932.000	44.226.895.982.000	48.963.502.966.000	51.155.890.227.000	9.312.214.000.000	10.712.320.531.000				0.271	0.281	-	-	-
119	SMSR	1.757.634.000.000	2.220.108.000.000	2.254.740.000.000	2.443.341.000.000	2.801.203.000.000	1.602.558.000.000	779.860.000.000	6.160.602.020.000	7.507.422.090.000	8.480.244.000.000	0.343	0.351	2.732	3.073	3.027
120	SMA	2.091.957.078.669	2.146.465.365.772	2.158.852.415.950	2.175.660.855.114	2.282.845.632.924	1.278.005.205.106	1.315.096.071.000	237.220.555.000	288.309.190.000	308.899.000.000	0.615	0.636	0.146	0.109	0.092
121	SOBB															
122	SOBI															

# Tabulasi Capital Intensity (CINT)

No	Kode	ASET TETAP BERSIH						TOTAL ASET						CINT					
		2014	2015	2016	2017	2018	2019	2014	2015	2016	2017	2018	2019	2014	2015	2016	2017	2018	
1	ADES	171.282.000.000	284.380.000.000	374.177.000.000	478.174.000.000	447.249.000.000	502.990.000.000	653.224.000.000	767.479.000.000	840.236.000.000	881.275.000.000	0.341	0.435	0.488	0.569	0.508			
2	ADMG	2.928.906.470.000	268.955.010.000	2.456.816.220.000	2.195.110.770.000	1.475.899.850.000	4.660.665.350.000	4.200.102.320.000	3.808.475.220.000	3.741.103.030.000	2.806.798.540.000	0.628	0.064	0.645	0.587	0.526			
3	AISA	1.785.691.000.000	2.344.759.000.000	2.587.235.000.000	3.178.987.000.000	3.178.987.000.000	7.375.868.000.000	9.690.979.000.000	9.254.539.000.000	8.724.734.000.000	0.242	0.259	0.280	0.364	0.309				
4	AKKU	186.74.102.866	76.246.374	1.280.172.228	912.222.555	9.315.445.970	90.674.017.077	7.648.193.813	10.710.169.244.420	11.170.198.848.846	107.446.192.087	0.208	0.010	0.001	0.001	0.009			
5	AKRP	1.060.731.359.000	1.692.447.314.000	1.622.384.162.000	1.588.222.494.000	1.675.087.492.000	2.227.042.590.000	2.883.143.132.000	2.615.999.190.000	2.745.325.833.000	3.070.410.492.000	0.476	0.587	0.628	0.579	0.546			
6	ALDO	110.792.833.798	117.612.199.790	111.122.445.703	147.610.455.698	147.610.455.698	356.814.265.688	360.010.819.198	410.330.576.002	498.701.656.995	0.311	0.321	0.271	0.236	0.206				
7	ALKA	14.343.585.000	15.737.855.000	24.086.278.000	22.669.493.000	20.228.833.000	246.297.737.000	144.628.405.000	136.618.855.000	305.208.703.000	648.968.295.000	0.058	0.109	0.176	0.074	0.021			
8	ALMI	781.961.991.283	792.208.520.867	701.939.227.149	644.735.965.720	644.184.195.044	3.217.113.857.831	2.189.037.586.057	2.153.030.503.531	2.376.281.796.928	2.781.666.374.017	0.243	0.362	0.326	0.271	0.232			
9	ALTO	502.483.397.341	583.093.655.136	605.273.515.445	893.121.939.349	1.239.055.626.858	1.180.228.072.164	1.165.093.632.825	1.109.383.971.111	1.109.383.971.111	0.408	0.494	0.520	0.805	0.605				
10	AMFG	1.478.147.000.000	1.822.896.000.000	3.520.397.000.000	4.068.690.000.000	5.940.400.000.000	3.846.125.000.000	4.270.275.000.000	5.504.890.000.000	6.267.816.000.000	8.432.632.000.000	0.375	0.427	0.639	0.649	0.704			
11	AMIN	52.019.522.073	54.423.409.470	51.523.257.999	51.523.257.999	49.664.970.627	152.310.404.711	198.974.581.573	252.452.307.121	360.906.218.573	0.342	0.274	0.258	0.204	0.276				
12	APLI	165.987.227.248	171.109.293.254	231.786.730.367	261.132.927.270	255.458.817.507	273.126.657.794	380.620.387.248	382.461.777.452	398.698.776.619	503.177.499.114	0.608	0.554	0.606	0.655	0.508			
13	ARGO	1.143.672.490.000	1.071.948.180.000	830.291.890.000	726.678.900.000	685.262.810.000	1.458.304.020.000	1.302.517.710.000	1.161.575.330.000	984.598.420.000	883.238.880.000	0.784	0.823	0.715	0.738	0.776			
14	ARNA	736.206.333.096	884.792.151.368	858.668.468.212	833.704.877.050	795.547.807.911	1.259.933.133.543	1.430.779.475.454	1.543.216.299.146	1.601.346.561.573	1.652.995.985.730	0.584	0.618	0.556	0.521	0.481			
15	ASII	41.250.000.000.000	41.702.000.000.000	43.237.000.000.000	48.402.000.000.000	57.733.000.000.000	236.027.000.000.000	245.435.000.000.000	261.855.000.000.000	295.646.000.000.000	344.711.000.000.000	0.175	0.170	0.165	0.164	0.167			
16	AUTO	3.305.968.000.000	3.507.217.000.000	3.599.815.000.000	3.526.867.000.000	3.498.912.000.000	14.387.568.000.000	14.339.110.000.000	14.612.274.000.000	14.762.309.000.000	15.889.648.000.000	0.230	0.245	0.246	0.239	0.220			
17	BAJA	298.000.180.331	249.498.445.491	200.563.758.390	200.831.592.410	196.210.656.527	959.445.449.616	948.682.681.142	946.448.936.464	901.181.796.270	0.311	0.263	0.224	0.212	0.218				
18	BATA	12.428.659.400	23.746.191.000	2.195.544.370.000	218.946.522.000	240.000.026.000	774.891.087.000	795.257.974.000	804.742.917.000	855.691.231.000	878.856.225.000	0.295	0.278	0.256	0.273	0.273			
19	BIMA	14.028.659.400	23.746.191.000	2.195.544.370.000	218.946.522.000	240.000.026.000	774.891.087.000	795.257.974.000	804.742.917.000	855.691.231.000	878.856.225.000	0.295	0.278	0.256	0.273	0.273			
20	BOLT	1.825.962.230.000	1.750.627.910.000	1.666.837.770.000	1.704.94.795.000	1.614.347.850.000	3.083.182.770.000	2.918.346.220.000	2.106.069.567.283	1.188.798.795.362	1.312.376.999.120	0.477	0.515	0.473	0.473	0.473			
21	BRAM	719.368.856.000	1.202.090.420.000	1.196.816.898.000	1.126.409.541.000	1.304.942.584.000	1.334.086.016.000	1.820.783.911.000	2.088.696.909.000	1.964.877.082.000	2.461.326.183.000	0.539	0.660	0.573	0.573	0.611			
22	BRPT	14.377.390.000.000	15.873.160.000.000	15.847.200.000.000	21.251.470.000.000	23.544.580.000.000	23.253.840.000.000	22.530.840.000.000	25.705.900.000.000	36.429.280.000.000	70.424.910.000.000	0.618	0.705	0.616	0.583	0.534			
23	BTON	14.238.319.647	13.159.542.885	11.883.973.967	11.007.927.237	10.034.535.847	174.088.741.855	183.116.245.288	177.290.628.918	183.501.650.442	217.346.960.011	0.082	0.072	0.067	0.060	0.046			
24	BUDJ	1.480.942.000.000	1.712.330.000.000	1.771.780.000.000	1.863.833.000.000	1.871.467.000.000	2.476.982.000.000	3.265.955.000.000	2.931.807.000.000	2.939.456.000.000	3.392.960.000.000	0.598	0.524	0.604	0.634	0.552			
25	CAMP	21.559.766.343	21.003.080.305	215.976.492.549	213.113.805.803	200.024.117.988	1.284.150.037.341	1.485.826.21.0015	1.425.964.152.418	1.392.636.444.501	1.168.956.042.706	0.173	0.149	0.151	0.182	0.214			
26	CINT	152.203.300.676	159.053.244.425	181.812.363.888	234.751.567.051	256.898.066.885	370.188.989.788	382.807.494.765	398.336.628.638	476.577.841.605	491.382.035.186	0.411	0.415	0.455	0.493	0.525			
27	CHEO	1.058.302.000.000	1.058.302.000.000	1.058.302.000.000	1.058.302.000.000	1.058.302.000.000	1.058.302.000.000	1.058.302.000.000	1.058.302.000.000	1.058.302.000.000	1.058.302.000.000	0.411	0.415	0.455	0.493	0.525			
28	CHTX	1.058.302.000.000	1.058.302.000.000	1.058.302.000.000	1.058.302.000.000	1.058.302.000.000	1.058.302.000.000	1.058.302.000.000	1.058.302.000.000	1.058.302.000.000	1.058.302.000.000	0.411	0.415	0.455	0.493	0.525			
29	CITN	9.058.302.000.000	11.309.628.000.000	11.233.847.000.000	11.099.361.000.000	11.685.261.000.000	20.841.795.000.000	24.684.915.000.000	24.204.984.000.000	24.522.993.000.000	27.645.180.000.000	0.435	0.458	0.464	0.449	0.423			
30	DAIK	630.940.700.000	604.202.680.000	572.034.870.000	487.475.030.000	464.333.440.000	2.601.968.570.000	2.306.798.260.000	1.596.246.090.000	1.494.598.520.000	1.556.533.170.000	0.242	0.262	0.258	0.236	0.238			
31	CPIN	9.058.302.000.000	11.309.628.000.000	11.233.847.000.000	11.099.361.000.000	11.685.261.000.000	20.841.795.000.000	24.684.915.000.000	24.204.984.000.000	24.522.993.000.000	27.645.180.000.000	0.435	0.458	0.464	0.449	0.423			
32	DBTA	113.596.416.000	105.314.440.000	96.375.998.000	89.978.944.000	90.191.394.000	991.947.134.000	1.038.321.916.000	1.197.796.650.000	1.340.842.765.000	1.523.517.170.000	0.115	0.101	0.080	0.067	0.059			
33	DBNS	12.172.559.053	12.324.438.849	11.927.709.719	11.011.716.195	10.910.763.194	268.891.042.610	274.483.113.771	296.129.565.784	308.491.178.660	322.185.012.261	0.047	0.045	0.040	0.036	0.034			
34	DVLA	24.055.186.000	25.265.183.000	404.599.310.000	395.999.095.000	394.751.573.000	1.241.293.827.000	1.376.278.237.000	1.531.355.558.000	1.640.886.147.000	1.682.821.400.000	0.196	0.188	0.264	0.241	0.235			
35	EBAD	106.345.565.556	96.955.733.931	354.771.515.162	364.859.961.596	371.559.780.027	411.726.182.748	389.691.595.500	702.508.630.708	796.767.646.172	853.267.454.400	0.258	0.248	0.505	0.458	0.435			
36	ERTX	259.083.950.000	255.003.860.000	298.987.710.000	295.666.470.000	313.044.240.000	466.002.000.000	529.907.610.000	526.589.970.000	592.788.000.000	625.858.540.000	0.556	0.481	0.568	0.499	0.500			
37	ESTI	304.835.240.000	274.720.510.000	300.026.670.000	303.652.200.000	294.918.410.000	696.444.990.000	566.377.160.000	494.432.620.000	615.956.480.000	620.277.300.000	0.438	0.483	0.384	0.492	0.475			
38	ETWA	306.874.978.839	302.194.341.937	291.708.026.819	286.364.350.812	287.057.337.676	1.331.040.053.123	1.132.111.617.136	1.114.568.571.034	1.114.568.571.034	1.090.658.576.936	0.331	0.227	0.252	0.257	0.260			
39	FASW	3.733.099.100.002	4.197.097.744.392	6.171.722.916.197	6.434.727.210.208	7.263.839.935.749	5.581.000.723.345	6.993.634.266.969	8.583.233.835.997	9.369.891.776.775	10.963.118.708.784	0.669	0.703	0.713	0.687	0.662			
40	FPNI	1.289.280.000.000	1.177.480.000.000	1.064.580.000.000	956.140.000.000	851.210.000.000	2.562.070.000.000	2.331.310.000.000	2.047.090.000.000	1.918.570.000.000	1.958.260.000.000	0.503	0.505	0.520	0.498	0.435			
41	GDST	677.473.284.056	711.868.978.631	753.802.085.246	814.030.768.811	926.456.308.043	1.357.932.144.522	1.181.934.183.257	1.257.609.869.910	1.286.954.720.465	1.351.861.756.994								

75	KDSI	42.718.884.560	403.005.81.573	387.738.747.365	440.422.767.236	524.055.587.271	960.332.553.887	1.177.093.668.866	1.142.273.020.550	1.328.291.727.616	1.391.416.464.512	0.044	0.342	0.339	0.332	0.377
76	KIAS		1.394.743.000.000	1.321.545.000.000	1.235.691.073.605	1.131.111.493.890	2.083.770.000.000	1.859.669.927.962	1.767.603.505.697	1.704.423.579.208	#DIV/0!	0.669	0.711	0.693	0.664	
77	KICI	8.253.323.849	49.109.501.110	46.674.790.441	45.101.494.586	43.041.846.123	100.322.024.000	133.831.888.816	139.809.135.385	149.420.009.884	154.088.747.766	0.082	0.367	0.334	0.302	0.279
78	KINC		1.247.282.342.755	1.423.720.979.453					3.284.504.424.358	3.237.595.219.274	3.292.160.205.408	#DIV/0!	#DIV/0!		0.385	0.396
79	KLBF	3.404.457.131.056	3.938.494.051.483	4.555.756.101.580	5.349.639.713.054	6.252.801.150.475	12.439.267.396.015	13.696.411.381.439	15.226.009.210.657	16.616.239.414.335	18.146.206.145.369	0.274	0.288	0.299	0.322	0.345
80	KRAH	79.786.176.007	74.221.318.767	157.140.120.317	145.926.561.215	134.470.791.608	480.333.185.402	533.577.626.101	598.711.565.464	645.952.314.546	695.053.631.089	0.176	0.139	0.262	0.226	0.222
81	KRAS	10.971.010.000.000	23.564.090.000.000	24.543.930.000.000	26.244.570.000.000	28.511.730.000.000	26.043.570.000.000	37.021.440.000.000	39.367.130.000.000	41.143.860.000.000	42.983.180.000.000	0.421	0.636	0.623	0.638	0.663
82	LION	101.606.366.543	112.954.807.003	120.394.121.583	97.577.993.791	88.577.234.166	605.165.911.239	639.330.150.373	685.812.995.987	681.937.947.736	681.937.947.736	0.168	0.177	0.176	0.143	0.127
83	LMPJ	264.086.403.130	261.750.620.000	261.611.696.096	262.152.976.679	260.570.405.821	808.892.238.344	793.093.512.600	810.364.824.722	834.548.734.286	786.704.752.983	0.326	0.330	0.323	0.314	0.331
84	LMSH	29.522.279.221	27.799.616.826	61.896.024.068	55.856.775.347	53.554.909.787	147.074.984.628	143.734.974.021	162.828.169.250	161.163.426.840	160.027.280.153	0.209	0.208	0.380	0.347	0.335
85	LPIN	5.536.585.377	69.344.314.572	136.748.543.809	5.601.518.132	5.010.991.451	185.595.748.325	324.054.785.283	477.838.306.256	268.116.498.330	301.596.448.818	0.030	0.214	0.286	0.021	0.017
86	MAIN	1.576.504.953.000	1.822.001.729.000	1.956.951.734.000	2.038.990.401.000	2.092.575.482.000	3.530.183.618.000	3.962.068.064.000	3.826.862.840.000	3.777.202.703.000	4.335.844.455.000	0.447	0.460	0.511	0.858	0.483
87	MASA	4.189.778.440.000	3.981.978.470.000	4.077.134.910.000	4.455.202.230.000	3.854.015.340.000	6.255.122.900.000	5.984.292.370.000	6.097.453.100.000	6.576.088.370.000	6.433.615.110.000	0.670	0.665	0.669	0.677	0.599
88	MBTO	148.954.451.135	145.278.949.208	146.765.140.999	151.096.093.283	134.332.773.424	623.002.100.394	648.899.377.240	709.959.168.088	780.669.761.787	648.016.880.325	0.239	0.224	0.207	0.194	0.207
89	MEBK	81.384.920.000	110.784.138.000	129.991.953.000	177.299.098.000	186.743.248.000	711.055.830.000	641.646.813.000	743.934.894.000	847.006.544.000	1.263.113.689.000	0.114	0.173	0.175	0.210	0.148
90	MLBI	1.515.305.000.000	1.286.072.000.000	1.278.015.000.000	1.364.085.000.000	1.524.061.000.000	2.231.051.000.000	2.100.850.000.000	2.275.038.000.000	2.510.078.000.000	2.889.510.000.000	0.590	0.603	0.562	0.583	0.527
91	MLLA	6.497.490.587.000	5.520.673.718.000	6.022.932.759.000	3.893.303.720.000	4.076.950.726.000	7.230.918.333.000	7.125.800.277.000	7.223.576.677.000	5.816.685.608.000	5.263.372.699.000	0.761	0.775	0.782	0.751	0.775
92	MIRAT	7.533.423.631	70.599.201.506	64.720.154.674	62.335.080.941	59.744.095.869	500.123.658.228	497.090.033.108	483.077.173.864	497.254.410.989	511.887.783.367	0.155	0.142	0.134	0.126	0.117
93	MYOR	3.585.011.713.083	3.770.695.841.693	3.889.420.629.792	3.988.737.428.380	4.258.305.523.120	10.291.110.629.334	11.342.716.686.221	12.922.423.859.142	14.915.849.800.251	17.591.706.438.634	0.348	0.322	0.299	0.287	0.242
94	MYXJ	1.234.318.000.000	1.153.797.000.000	988.943.000.000	2.369.969.000.000	2.246.437.000.000	2.042.336.000.000	1.944.324.000.000	1.619.757.000.000	1.458.737.000.000	1.374.579.000.000	0.604	0.593	0.598	0.605	0.706
95	NKLI	21.690.000.000	28.588.891.000	29.522.790.000	25.176.650.000	302.709.200.000	1.219.396.690.000	1.137.205.640.000	1.196.677.920.000	1.261.228.410.000	1.477.712.120.000	0.175	0.025	0.217	0.202	0.205
96	NPSJ	450.149.169.000	893.105.499.000	681.451.421.000	685.961.944.000	682.709.000.000	1.206.854.000.000	1.547.720.000.000	1.877.956.300.000	1.897.962.470.000		0.373	0.383	0.383	0.361	#DIV/0!
97	PCNJ	757.680.380.000	1.228.672.600.000	1.234.162.440.000	1.213.277.600.000	1.140.265.890.000	1.473.079.070.000	4.428.412.230.000	5.195.067.670.000	5.783.512.930.000	5.790.662.230.000	0.206	0.227	0.285	0.212	#DIV/0!
98	PCAR		11.054.216.230	13.072.248.359	12.468.114.564				140.807.574.026	117.423.511.774	#DIV/0!	#DIV/0!	#DIV/0!	#DIV/0!	0.093	0.106
99	PICO	139.160.457.062	132.333.370.834	129.057.769.907	124.263.162.860	142.861.408.050	636.788.310.444	695.788.310.444	638.566.761.462	720.298.957.745	852.932.442.588	0.222	0.218	0.202	0.173	0.167
100	POLY	613.658.640.000	618.760.820.000	696.470.400.000	676.342.350.000	677.609.650.000	2.753.719.000.000	2.324.952.360.000	2.311.495.160.000	2.313.669.550.000	2.383.468.280.000	0.223	0.266	0.301	0.292	0.284
101	PPJL	705.792.134.066	859.544.286.456	897.063.812.295	863.440.136.518	965.431.762.838	1.286.827.899.805	1.536.654.724.413	1.596.466.547.662	1.542.243.721.302	1.633.545.021.518	0.540	0.560	0.562	0.560	0.590
102	PSDN	294.074.971.399	287.327.682.169	287.152.452.287	269.910.638.722	263.384.275.903	623.508.294.824	629.396.854.182	653.796.725.408	690.978.867.049	697.657.400.651	0.472	0.463	0.432	0.391	0.378
103	PTSN	316.289.190.000	331.883.340.000	329.546.500.000	404.119.620.000	678.060.510.000	635.153.330.000	653.929.000.000	660.201.530.000	672.036.880.000	2.875.760.000.000	0.498	0.508	0.499	0.601	0.236
104	PVFA	91.716.051.981	84.152.132.186	79.954.782.788	75.929.987.318	90.377.679.595	172.557.400.461	159.951.537.229	167.063.795.608	159.563.931.041	187.057.163.854	0.532	0.526	0.479	0.476	0.243
105	RICY	316.830.063.545	338.072.175.252	335.510.848.915	323.156.365.786	314.472.010.547	1.172.014.560.000	1.198.149.867.892	1.388.683.925.066	1.374.444.788.282	1.539.602.054.832	0.272	0.282	0.260	0.235	0.204
106	RMBB	3.768.657.000.000	4.322.221.000.000	44.351.250.000.000	4.987.984.000.000	5.216.572.000.000	10.821.467.000.000	12.667.314.000.000	13.470.943.000.000	14.081.598.000.000	14.879.589.000.000	0.348	0.342	0.362	0.354	0.351
107	ROTI	1.679.981.658.119	1.821.378.205.498	1.842.722.492.525	1.993.663.314.016	2.222.133.11.899	2.142.894.276.216	2.706.327.667.034	2.919.640.858.718	4.559.573.709.411	4.419.810.380.883	0.784	0.673	0.613	0.437	0.506
108	SCCO	295.398.107.771	317.988.081.159	323.517.672.904	1.687.349.407.527	1.683.305.229.385	1.656.007.190.010	1.773.143.263.622	2.449.935.491.586	4.014.244.589.706	4.165.196.478.857	0.178	0.179	0.132	0.420	0.404
109	SCPI											#DIV/0!	#DIV/0!	#DIV/0!	#DIV/0!	#DIV/0!
110	SIAP	6.882.566.000	8.423.591.566	6.076.140.911	2.873.733.329	2.563.499.607	4.979.635.925.000	277.982.362.215	228.709.028.216	227.225.262.812	226.077.049.188	0.001	0.030	0.027	0.013	0.011
111	SIDO	791.083.000.000	961.873.000.000	10.512.270.000.000	1.215.176.000.000	1.553.362.000.000	2.820.273.000.000	2.796.111.000.000	2.987.614.000.000	3.158.198.000.000	3.333.628.000.000	0.280	0.344	0.518	0.385	0.465
112	SIMA	8.055.614.938	7.288.838.306	6.522.021.675	6.522.021.675	6.639.521.675	6.639.521.675	6.639.521.675	40.080.558.448	40.312.997.678	86.202.590.406	0.129	0.182	0.167	0.077	0.089
113	SIPD	913.875.352.000	866.102.467.013	835.515.581.680	915.679.000.000	879.232.000.000	2.799.604.621.544	2.346.770.166.899	2.567.211.000.000	2.329.699.000.000	2.187.790.000.000	0.326	0.385	0.325	0.409	0.402
114	SIRM	250.714.045.211	292.531.492.083	436.018.707.235	485.558.490.029	582.666.288.191	652.976.510.619	764.488.248.710	1.000.657.012.004	1.623.027.475.045	1.771.365.972.000	0.284	0.315	0.435	0.299	0.259
115	SJLT	132.510.623.201	148.556.690.479	299.774.252.332	311.810.028.961	323.244.348.971	331.574.801.637	377.110.748.359	568.329.899.951	636.284.210.210	747.293.725.435	0.400	0.394	0.527	0.490	0.433
116	SMBR	527.907.012.000	787.023.588.000	3.480.075.405.000	3.844.483.329.000	4.012.558.978.000	2.928.440.366.000	3.268.667.503.000	4.368.876.996.000	5.068.372.470.000	5.530.876.500.000	0.191	0.241	0.777	0.740	0.725
117	SMBJ	14.498.230.000.000	14.427.080.000.000	16.408.121.000.000	15.999.771.000.000	15.468.710.000.000	17.199.204.000.000	17.221.565.000.000	19.763.123.000.000	19.626.803.000.000	18.667.187.000.000	0.843	0.833	0.840	0.815	0.829
118	SMBR	20.221.066.650.000	25.167.682.710.000	30.846.750.307.000	35.532.309.598.000	32.748.895.988.000	34.331.674.727.000	38.153.118.922.000	44.236.895.982.000	48.963.502.966.000	53.155.890.227.000	0.549	0.660	0.697	0.726	0.640
119	SMSM	492.897.000.000	714.930.000.000	658.258.000.000	683.803.000.000	749.122.000.000	1.757.634.000.000	2.220.108.000.000	2.254.740.000.000	2.443.341.000.000	2.801.203.000.000	0.320	0.329	0.292	0.280	0.267
120	SPMA	1.389.719.739.866	139.222.058.953	1.490.164.650.247	1.393.421.919.181	1.367.186.114.023	2.091.957.078.669	2.185.464.365.722	2.158.852.415.950	2.175.660.855.114	2.282.845.632.924	0				

# Tabulasi Inventory Intensity (INVNT)

No	Kode	TOTAL ASET						PERSEDIAAN						INVNT						
		2014	2015	2016	2017	2018	2019	2014	2015	2016	2017	2018	2019	2014	2015	2016	2017	2018	2019	
1	ADES	502.990.000,00	653.240.000,00	767.479.000,00	840.236.000,00	881.275.000,00	92.474.000,00	99.210.000,00	95.474.000,00	107.977.000,00	109.137.000,00	0,184	0,152	0,124	0,129	0,124				
2	ADMG	4.660.665.550,00	4.200.102.320,00	3.808.475.220,00	3.741.103.030,00	2.806.798.540,00	780.356.600,00	612.839.000,00	578.193.110,00	6.810.847.230,00	567.469.980,00	0,167	0,146	0,152	1,821	0,202				
3	AJSA	7.373.680.000,00	9.060.979.000,00	9.254.539.000,00	8.724.734.000,00		1.240.358.000,00	1.569.104.000,00	2.069.726.000,00	1.401.390.000,00		0,168	0,173	0,224	0,161	#DIV/0!				
4	AKKU	90.674.071,07	7.648.393,83	1.070.169.294,20	1.117.019.087,84	1.074.466.192,08			335.888.656,925	402.086.123,956	339.499.410,649			0,314	0,360	0,316				
5	AKPI	2.227.042.900,00	2.883.143.320,00	2.615.909.190,00	2.745.325.833,00	3.070.410.492,00	347.086.793,00	347.086.793,00	271.560.355,00	356.153.488,00	456.765.636,00	0,156	0,20	0,104	0,130	0,149				
6	ALDO	356.814.265,68	366.018.819,98	410.330.576,02	498.701.656,95		75.888.974,959	79.554.208,566	95.547.717,345	131.015.702,213		0,213	0,217	0,233	0,263	#DIV/0!				
7	ALKA	245.297.737,00	144.628.405,00	136.618.855,00	305.208.703,00	648.968.295,00			22.665.145,00	21.163.233,00	33.013.581,00	0,068	0,157	0,155	0,124	0,051				
8	ALMI	3.217.118.857,81	2.189.957.586,07	2.153.030.593,51	2.376.281.796,98	2.781.666.374,07	1.330.722.084,74	729.659.654,40	840.062.055,130	991.753.212,84	1.382.113.970,257	0,414	0,333	0,390	0,417	0,497				
9	ALTO	1.239.033.626,858	1.180.287.072,114	1.165.093.632,823	1.109.383.971,114		110.303.981,853	117.443.478,389	117.649.171,147	125.753.902,334		0,089	0,100	0,101	0,113	#DIV/0!				
10	AMFG	3.946.125.000,00	4.270.275.000,00	5.304.890.000,00	6.267.816.000,00	8.432.432.000,00	1.530.836.000,00	861.194.000,00	957.425.000,00	1.144.420.000,00	1.299.004.000,00	0,388	0,202	0,174	0,183	0,154				
11	AMIN	152.319.404,731	198.974.581,573	199.974.581,573	252.452.307,121	360.906.218,575	45.709.745,367	55.209.937,425	55.773.311,410	79.310.830,423		0,300	0,277	0,279	0,221	0,220				
12	APLI	273.126.657,794	306.620.387,248	382.461.777,452	398.698.779,619	503.177.499,114	35.111.850,724	30.089.436,015	24.140.227,639	53.923.042,843	58.505.007,209	0,129	0,097	0,063	0,135	0,116				
13	ARGO	1.458.304.020,00	1.302.517.100,00	1.161.575.330,00	984.598.420,00	883.238.880,00	200.824.300,00	145.101.710,00	190.913.520,00	153.376.610,00	105.533.230,00	0,138	0,111	0,164	0,158	0,119				
14	ARNA	1.259.581.333,543	1.430.779.475,454	1.543.216.299,146	1.601.346.561,573	1.652.905.985,730	88.178.336,958	83.987.840,161	188.265.862,770	150.201.267,307	123.729.877,593	0,046	0,059	0,109	0,094	0,075				
15	ASAI	236.027.000,00	245.433.000,00	261.855.000,00	295.646.000,00	344.711.000,00	16.996.000,00	18.373.000,00	17.771.000,00	19.504.000,00	26.505.000,00	0,072	0,075	0,088	0,066	0,077				
16	AUTO	14.387.568.000,00	14.319.100,00	14.612.274.000,00	14.762.309.000,00	15.889.648.000,00	1.718.663.000,00	1.749.263.000,00	1.823.884.000,00	2.168.781.000,00	2.472.029.000,00	0,119	0,122	0,125	0,147	0,156				
17	BAJA	959.445.449,616	948.682.681,342	982.626.956,424	946.448.936,464	901.181.796,270	346.961.865,445	322.518.416,935	452.203.967,651	481.054.955,518	402.222.464,367	0,362	0,340	0,460	0,508	0,446				
18	BAWA	774.891.087,00	795.257.974,00	804.742.917,00	855.691.231,00	878.856.225,00			282.546.591,00	324.917.517,00	383.148.815,00		0,355	0,440	0,448	0,430				
19	BIMA	104.058.578,548	99.558.394,760	92.041.274,561	89.327.328,853	98.190.640,839	56.268.118,693	34.651.722,560	38.275.037,492	34.873.724,745	56.988.044,073	0,541	0,348	0,416	0,398	0,580				
20	BOLT	1.206.069.567,283		1.188.798.795,362	1.312.376.999,120				286.099.123,747	307.146.034,639	401.013.894,606	#DIV/0!	#DIV/0!	0,237	0,258	0,306				
21	BRAM	3.083.182.770,00	2.918.346.220,00	2.960.604.950,00	3.044.436.260,00	2.984.000.180,00		529.977.420,00	522.372.530,00	601.958.570,00	612.967.310,00	0,172	0,179	0,201	0,201	0,182				
22	BRNA	1.334.860.160,00	1.820.839.110,00	2.088.696.909,00	1.964.977.682,00	2.461.326.183,00	184.314.236,00	302.459.084,00	234.449.520,00	236.755.106,00	296.478.875,00	0,138	0,114	0,112	0,120	0,120				
23	BRPT	23.253.980.000,00	22.520.400,00	25.785.900,00	36.429.280,00	70.424.010,00	2.225.370,00	1.833.320,00	2.023.620,00	2.572.580,00	2.789.910,00	0,096	0,081	0,079	0,071	0,079				
24	BTON	174.088.241,845	183.116.245,288	177.290.629,918	183.801.850,442	217.362.960,011	9.084.419,107	13.238.783,961	7.351.791,153	9.266.415,854	11.196.210,432	0,062	0,072	0,041	0,080	0,062				
25	BUDJ	2.476.982.000,00	3.265.953.000,00	2.931.807.000,00	2.939.456.000,00	3.392.940.000,00	269.981.000,00	370.284.000,00	452.315.000,00	423.334.000,00	675.596.000,00	0,109	0,113	0,154	0,150	0,199				
26	CAMP			1.211.184.522,659	1.004.275.813,783					151.777.434,348	186.906.099,156	#DIV/0!	#DIV/0!	0,125	0,186					
27	CEKA	1.284.150.073,341	1.485.926.101,015	1.425.964.152,418	1.392.634.444,501	1.168.956.042,706	475.891.159,222	424.591.167,957	556.574.980,730	415.268.564,704	332.754.905,703	0,371	0,286	0,390	0,298	0,285				
28	CINT	370.186.989,798	382.807.494,765	399.336.626,636	476.577.841,605	491.382.035,136	50.573.942,071	70.002.479,829	78.020.967,809	91.980.297,698	130.111.104,047	0,137	0,183	0,195	0,197	0,265				
29	CLEO				660.917.375,322	833.933.861,594				64.177.396,909	94.918.120,811	#DIV/0!	#DIV/0!	#DIV/0!	0,097	0,114				
30	CNTX										#DIV/0!	#DIV/0!	#DIV/0!	#DIV/0!	#DIV/0!					
31	CPIN	20.841.795.000,00	24.684.155.000,00	24.204.994.000,00	24.522.593.000,00	27.645.118.000,00	4.333.238.000,00	5.483.906.000,00	5.109.719.000,00	5.696.815.000,00	6.155.542.000,00	0,208	0,222	0,211	0,232	0,223				
32	CTCB	2.861.986.570,00	2.896.798.260,00	1.596.236.060,00	1.494.599.520,00	1.556.533.170,00	74.915.330,00	83.943.680,00	130.942.780,00	284.208.500,00	524.160.200,00	0,286	0,363	0,195	0,190	0,327				
33	DAJK										#DIV/0!	#DIV/0!	#DIV/0!	#DIV/0!	#DIV/0!					
34	DLTA	991.947.134,00	1.038.321.916,00	1.197.796.650,00	1.340.842.765,00	1.523.517.170,00	193.300.072,00	181.162.743,00	183.868.498,00	178.863.917,00	205.396.087,00	0,195	0,174	0,154	0,133	0,135				
35	DPNS	268.891.042,610	274.883.103,71	296.129.565,784	308.491.173,960	322.185.012,261	44.095.625,402	36.368.468,186	37.171.219,374	41.165.365,600	60.837.997,585	0,164	0,133	0,107	0,133	0,189				
36	DVLA	1.241.239.780,00	1.758.782.37,00	1.531.365.588,00	1.640.886.147,00	1.682.821.739,00	267.039.000,00	196.650.033,00	209.777.851,00	203.861.500,00	280.693.000,00	0,215	0,144	0,137	0,124	0,167				
37	EKAD	411.226.327,48	389.619.595,50	702.508.630,708	796.767.446,172	853.267.454,400	162.138.882,145	114.682.749,936	124.204.877,915	171.149.323,500	216.227.784,812	0,304	0,294	0,177	0,215	0,250				
38	ERTX	466.022.000,00	529.074.000,00	526.589.070,00	592.588.700,00	625.858.540,00	11.243.240,00	127.626.390,00	119.187.650,00	168.324.950,00	135.724.950,00	0,241	0,241	0,226	0,284	0,217				
39	ESTI	696.444.990,00	568.733.600,00	494.433.000,00	615.595.480,00	620.277.200,00	24.205.300,00	205.848.950,00	207.765.900,00	205.118.240,00	241.824.080,00	0,351	0,362	0,420	0,333	0,390				
40	ETWA	1.331.049.023,23	1.332.731.163,136	1.158.935.571,034	1.114.558.718,997	1.090.658.578,996	19.806.697,297	68.243.720,187	8.123.333,556	6.131.190.919,8	5.769.777.689	0,015	0,051	0,007	0,066	0,060				
41	FASW	5.581.007.723,45	6.993.624.266,99	8.583.223.835,997	9.369.891.776,775	10.965.118.708,784	839.961.362,829	975.574.220,303	768.429.338,957	1.093.924.262,306	1.120.994.244,084	0,149	0,129	0,090	0,117	0,101				
42	FPNI	2.562.070.000,00	2.331.100.000,00	2.047.090.000,00	1.918.570.000,00	1.958.260.000,00	610.100.000,00	578.400.000,00	501.500.000,00	580.790.000,00	589.430.000,00	0,241	0,248	0,254	0,261	0,302				
43	GDDT	1.357.912.144,522	1.183.944.183,257	1.257.609.869,910	1.286.954.720,645	1.351.861.756,994	208.434.322,075	108.193.612,870	157.354.192,666	206.082.478,91	128.778.6									





## Tabulasi Ukuran Perusahaan (SIZE)

No	Kode	TOTAL ASET					SIZE				
		2014	2015	2016	2017	2018	2014	2015	2016	2017	2018
1	ADES	502.990.000.000	653.224.000.000	767.479.000.000	840.236.000.000	881.275.000.000	26,944	27,205	27,366	27,457	27,505
2	ADMG	4.660.665.550.000	4.200.102.320.000	3.808.475.220.000	3.741.103.030.000	2.806.798.540.000	29,170	29,066	28,968	28,950	28,663
3	AISA	7.373.868.000.000	9.060.979.000.000	9.254.539.000.000	8.724.734.000.000		29,629	29,835	29,856	29,797	#NUM!
4	AKKU	90.674.071.077	7.648.193.813	1.070.169.294.420	1.117.019.087.846	1.074.466.192.087	25,231	22,758	27,699	27,742	27,703
5	AKPI	2.227.042.590.000	2.883.143.132.000	2.615.909.190.000	2.745.325.833.000	3.070.410.492.000	28,432	28,690	28,593	28,641	28,753
6	ALDO	356.814.265.668	366.010.819.198	410.330.576.602	498.701.656.995		26,600	26,626	26,740	26,935	#NUM!
7	ALKA	245.297.737.000	144.628.405.000	136.618.855.000	305.208.703.000	648.968.295.000	26,226	25,697	25,640	26,444	27,199
8	ALMI	3.217.113.857.871	2.189.037.586.057	2.153.030.503.531	2.376.281.796.928	2.781.666.374.017	28,800	28,414	28,398	28,497	28,654
9	ALTO	1.239.053.626.858	1.180.228.072.164	1.165.093.632.823	1.109.383.971.111		27,845	27,797	27,784	27,735	#NUM!
10	AMFG	3.946.125.000.000	4.270.275.000.000	5.504.890.000.000	6.267.816.000.000	8.432.632.000.000	29,004	29,083	29,337	29,466	29,763
11	AMIN	152.319.404.731	198.974.581.573	199.974.581.573	252.452.307.121	360.906.218.575	25,749	26,016	26,021	26,254	26,612
12	APLI	273.126.657.794	308.620.387.248	382.461.777.452	398.698.779.619	503.177.499.114	26,333	26,455	26,670	26,711	26,944
13	ARGO	1.458.304.020.000	1.302.517.710.000	1.161.575.330.000	984.598.420.000	883.238.880.000	28,008	27,895	27,781	27,615	27,507
14	ARNA	1.259.938.133.543	1.430.779.475.454	1.543.216.299.146	1.601.346.561.573	1.652.905.985.730	27,862	27,989	28,065	28,102	28,134
15	ASII	236.027.000.000.000	245.435.000.000.000	261.855.000.000.000	295.646.000.000.000	344.711.000.000.000	33,095	33,134	33,199	33,320	33,474
16	AUTO	14.387.568.000.000	14.339.110.000.000	14.612.274.000.000	14.762.309.000.000	15.889.648.000.000	30,297	30,294	30,313	30,323	30,397
17	BAJA	959.445.449.616	948.682.681.142	982.626.956.424	946.448.936.464	901.181.796.270	27,590	27,578	27,613	27,576	27,527
18	BATA	774.891.087.000	795.257.974.000	804.742.917.000	855.691.231.000	878.856.225.000	27,376	27,402	27,414	27,475	27,502
19	BIMA	104.058.578.348	99.558.394.760	92.041.274.561	89.327.328.853	98.190.640.839	25,368	25,324	25,246	25,216	25,310
20	BOLT			1.206.069.567.283	1.188.798.795.362	1.312.376.999.120	#NUM!	#NUM!	27,818	27,804	27,903
21	BRAM	3.083.182.770.000	2.918.346.220.000	2.960.604.950.000	3.044.836.260.000	2.964.000.180.000	28,757	28,702	28,716	28,744	28,718
22	BRNA	1.334.086.016.000	1.820.783.911.000	2.088.696.909.000	1.964.877.082.000	2.461.326.183.000	27,919	28,230	28,368	28,306	28,532
23	BRPT	23.253.960.000.000	22.530.840.000.000	25.705.900.000.000	36.429.280.000.000	70.424.910.000.000	30,777	30,746	30,878	31,226	31,886
24	BTON	174.088.741.855	183.116.245.288	177.920.628.918	183.501.650.442	217.362.960.011	25,883	25,933	25,901	25,935	26,105
25	BUDI	2.476.982.000.000	3.265.953.000.000	2.931.807.000.000	2.939.456.000.000	3.392.960.000.000	28,538	28,815	28,707	28,709	28,853
26	CAMP				1.211.184.522.659	1.004.275.813.783	#NUM!	#NUM!	#NUM!	27,823	27,635
27	CEKA	1.284.150.037.341	1.485.826.210.015	1.425.964.152.418	1.392.636.444.501	1.168.956.042.706	27,881	28,027	27,986	27,962	27,787
28	CINT	370.186.989.798	382.807.494.765	399.336.626.636	476.577.841.605	491.382.035.136	26,637	26,671	26,713	26,890	26,920
29	CLEO				660.917.775.322	833.933.861.594	#NUM!	#NUM!	#NUM!	27,217	27,449
30	CNTX						#NUM!	#NUM!	#NUM!	#NUM!	#NUM!
31	CPIN	20.841.795.000.000	24.684.915.000.000	24.204.994.000.000	24.522.593.000.000	27.645.118.000.000	30,668	30,837	30,818	30,831	30,950
32	CTBN	2.601.968.570.000	2.306.798.260.000	1.596.236.060.000	1.494.509.520.000	1.556.533.170.000	28,587	28,467	28,099	28,033	28,073
33	DAJK						#NUM!	#NUM!	#NUM!	#NUM!	#NUM!
34	DLTA	991.947.134.000	1.038.321.916.000	1.197.796.650.000	1.340.842.765.000	1.523.517.170.000	27,623	27,669	27,812	27,924	28,052
35	DPNS	268.891.042.610	274.483.110.371	296.129.565.784	308.491.173.960	322.185.012.261	26,318	26,338	26,414	26,455	26,498
36	DVLA	1.241.239.780.000	1.376.278.237.000	1.531.365.558.000	1.640.886.147.000	1.682.821.739.000	27,847	27,950	28,057	28,126	28,151
37	EKAD	411.726.182.748	389.691.595.500	702.508.630.708	796.767.646.172	853.267.454.400	26,744	26,689	27,278	27,404	27,472
38	ERTX	466.002.020.000	529.907.610.000	526.589.970.000	592.588.700.000	625.858.540.000	26,867	26,996	26,990	27,108	27,162
39	ESTI	696.444.990.000	568.373.160.000	494.433.620.000	615.595.480.000	620.277.200.000	27,269	27,066	26,927	27,146	27,153
40	ETWA	1.331.049.053.223	1.332.731.163.136	1.158.935.571.034	1.114.568.571.897	1.090.658.578.996	27,917	27,918	27,779	27,739	27,718
41	FASW	5.581.000.723.345	6.993.634.266.969	8.583.223.835.997	9.369.891.776.775	10.965.118.708.784	29,350	29,576	29,781	29,869	30,026
42	FPNI	2.562.070.000.000	2.331.310.000.000	2.047.090.000.000	1.918.570.000.000	1.958.260.000.000	28,572	28,477	28,347	28,283	28,303
43	GDST	1.357.932.144.522	1.183.934.183.257	1.257.609.869.910	1.286.954.720.465	1.351.861.756.994	27,937	27,800	27,860	27,883	27,933
44	GDYR	1.259.335.510.000	1.193.158.630.000	1.128.408.410.000	1.237.656.000.000	1.260.163.560.000	27,862	27,808	27,752	27,844	27,862
45	GGRM	58.234.278.000.000	63.505.413.000.000	62.951.634.000.000	66.759.930.000.000	69.097.219.000.000	31,695	31,782	31,773	31,832	31,867
46	GTLL	16.122.036.000.000	17.509.505.000.000	18.697.779.000.000	18.191.176.000.000	19.711.478.000.000	30,411	30,494	30,559	30,532	30,612
47	HDTX	4.224.585.356.000	4.878.367.904.000	4.743.579.755.000	4.035.086.385.000	586.940.667.000	29,072	29,216	29,188	29,026	27,098
48	HMSP	28.380.630.000.000	38.010.724.000.000	42.508.277.000.000	43.141.063.000.000	46.602.420.000.000	30,977	31,269	31,381	31,395	31,473
49	HOKI				576.963.542.579	758.846.553.031	#NUM!	#NUM!	#NUM!	27,081	27,355
50	ICBP	24.910.211.000.000	26.560.624.000.000	28.901.948.000.000	31.619.514.000.000	34.367.153.000.000	30,846	30,910	30,995	31,085	31,168
51	IGAR	350.619.526.939	383.936.040.590	439.465.673.296	513.022.591.574	570.197.810.698	26,583	26,674	26,809	26,964	27,069
52	IKAI	518.546.655.125	390.042.618.000	265.028.561.000	229.825.182.000	1.337.016.109.000	26,974	26,690	26,303	26,161	27,921
53	IKBI	720.665.810.000					27,303	#NUM!	#NUM!	#NUM!	#NUM!
54	IMAS	23.473.796.788.460	24.860.957.839.497	25.633.342.258.679	31.375.311.299.854	40.955.996.273.862	30,787	30,844	30,875	31,077	31,344
55	IMPC	1.740.439.269.199	1.675.232.685.157	2.276.031.922.082	2.294.677.499.483	2.370.198.817.803	28,185	28,147	28,453	28,462	28,494
56	INAF	1.249.763.660.131	1.533.708.564.241	1.381.633.321.120	1.529.874.782.290	1.442.350.608.575	27,854	28,059	27,954	28,056	27,997
57	INAI	893.663.745.450	1.330.259.296.537	1.339.032.413.455	1.213.916.545.120	1.400.683.598.096	27,519	27,916	27,923	27,825	27,968
58	INCI	147.755.842.523	169.546.066.314	269.351.381.344	303.788.390.330	391.362.697.956	25,719	25,856	26,319	26,440	26,693
59	INDF	86.077.251.000.000	91.831.526.000.000	82.174.515.000.000	87.939.488.000.000	96.537.796.000.000	32,086	32,151	32,040	32,108	32,201
60	INDR	7.798.501.230.000	8.048.512.960.000	8.435.816.940.000	800.108.471.000	8.059.187.790.000	29,685	29,717	29,764	27,408	29,718
61	INDS	2.282.666.078.493	2.553.928.346.219	2.477.272.502.538	2.434.617.337.849	2.482.337.567.967	28,456	28,569	28,538	28,521	28,540
62	INKP	65.192.730.000.000	70.384.120.000.000	68.788.000.000.000	76.342.360.000.000	87.510.130.000.000	31,808	31,885	31,862	31,966	32,103
63	INRU	3.302.340.000.000	3.339.040.000.000	3.394.280.000.000	3.375.850.000.000	4.112.250.000.000	28,826	28,837	28,853	28,848	29,045
64	INTP	28.884.635.000.000	27.638.360.000.000	30.150.580.000.000	28.863.676.000.000	27.788.562.000.000	30,994	30,950	31,037	30,994	30,956
65	IPOL	2.854.054.930.000	2.807.800.710.000	2.828.944.040.000	2.877.934.580.000	2.921.269.720.000	28,680	28,663	28,671	28,688	28,703
66	ISSP	5.443.158.000.000	5.448.447.000.000	6.041.811.000.000	6.269.365.000.000	6.494.070.000.000	29,325	29,326	29,430	29,467	29,502
67	JECC	1.064.129.232.000	1.358.464.081.000	1.587.210.576.000	1.927.985.352.000	2.081.620.993.000	27,693	27,937	28,093	28,287	28,364
68	JKSW	302.951.001.725	265.280.458.589	273.181.586.009	252.294.581.992		26,437	26,304	26,333	26,254	#NUM!
69	JPEA	15.758.959.000.000	17.159.466.000.000	19.251.026.000.000	21.088.870.000.000	23.038.028.000.000	30,388	30,474	30,589	30,680	30,768
70	JPRS	371.964.680.410	363.265.042.157	351.318.309.863	357.404.148.034		26,642	26,618	26,585	26,602	#NUM!
71	KAEF	3.012.778.637.568	3.236.224.076.311	4.612.562.541.064	6.096.148.972.53						

75	KDSI	960.332.553.887	1.177.093.668.866	1.142.273.020.550	1.328.291.727.616	1.391.416.464.512	27.591	27.794	27.764	27.915	27.961
76	KIAS		2.083.770.000.000	1.859.669.927.962	1.767.603.505.697	1.704.424.579.208	#NUM!	28.365	28.251	28.201	28.164
77	KICI	100.322.024.001	133.831.888.816	139.809.135.385	149.420.009.884	154.088.747.766	25.332	25.620	25.664	25.730	25.761
78	KINO			3.284.504.424.358	3.237.595.219.274	3.592.164.205.408	#NUM!	#NUM!	28.820	28.806	28.910
79	KLBF	12.439.267.396.015	13.696.417.381.439	15.226.009.210.657	16.616.239.416.335	18.146.206.145.369	30.152	30.248	30.354	30.441	30.529
80	KRAH	480.333.185.402	533.537.626.101	598.711.565.464	645.953.214.546	606.055.631.089	26.898	27.003	27.118	27.194	27.130
81	KRAS	26.043.570.000.000	37.021.440.000.000	39.367.130.000.000	41.143.860.000.000	42.983.180.000.000	30.891	31.243	31.304	31.348	31.392
82	LION	605.165.911.239	639.330.150.373	685.812.995.987	681.937.947.736	696.192.628.101	27.129	27.184	27.254	27.248	27.269
83	LMPI	808.892.238.344	793.093.512.600	810.364.824.722	834.548.374.286	786.704.752.983	27.419	27.399	27.421	27.450	27.391
84	LMSH	141.034.984.628	133.782.751.041	162.828.169.250	161.163.426.840	160.027.280.153	25.672	25.619	25.816	25.806	25.799
85	LPIN	185.595.748.325	324.054.785.283	477.838.306.256	268.116.498.330	301.596.448.818	25.947	26.504	26.893	26.315	26.432
86	MAIN	3.530.183.618.000	3.962.068.064.000	3.826.862.840.000	2.377.202.703.000	4.335.844.455.000	28.892	29.008	28.973	28.497	29.098
87	MASA	6.253.122.900.000	5.984.292.370.000	6.097.452.100.000	6.576.088.370.000	6.433.615.110.000	29.464	29.420	29.439	29.514	29.493
88	MBTO	623.002.100.394	648.899.377.240	709.959.168.088	780.669.761.787	648.016.880.325	27.158	27.199	27.288	27.383	27.197
89	MERK	711.055.830.000	641.646.818.000	743.934.894.000	847.006.544.000	1.263.113.689.000	27.290	27.187	27.335	27.465	27.865
90	MLBI	2.231.051.000.000	2.100.853.000.000	2.275.038.000.000	2.510.078.000.000	2.889.501.000.000	28.433	28.373	28.453	28.551	28.692
91	MLIA	7.220.918.333.000	7.125.800.277.000	7.723.578.677.000	5.186.685.608.000	5.263.726.099.000	29.608	29.595	29.675	29.277	29.292
92	MRAT	500.138.658.228	497.090.038.108	483.037.173.864	497.354.419.089	511.887.783.867	26.938	26.932	26.903	26.933	26.961
93	MYOR	10.291.108.029.334	11.342.715.686.221	12.922.421.859.142	14.915.849.800.251	17.591.706.426.634	29.962	30.060	30.190	30.333	30.498
94	MYTX	2.042.336.000.000	1.944.326.000.000	1.619.757.000.000	3.458.737.000.000	3.747.570.000.000	28.345	28.296	28.113	28.872	28.952
95	NIKL	1.219.396.690.000	1.137.205.640.000	1.196.677.920.000	1.261.228.410.000	1.477.772.120.000	27.829	27.760	27.811	27.863	28.022
96	NIPS	1.206.854.400.000	1.547.720.090.000	1.777.956.390.000	1.897.962.447.000		27.819	28.068	28.206	28.272	#NUM!
97	PBRX	3.672.779.070.000	4.428.412.220.000	5.195.067.670.000	5.733.512.930.000	5.790.661.220.000	28.932	29.119	29.279	29.377	29.387
98	PCAR				140.807.574.026	117.423.511.774	#NUM!	#NUM!	#NUM!	25.671	25.489
99	PICO	626.788.310.444	605.788.310.444	638.566.761.462	720.238.957.745	852.932.442.585	27.164	27.130	27.182	27.303	27.472
100	POLY	2.753.719.100.000	2.324.952.360.000	2.311.495.160.000	2.315.669.550.000	2.382.468.280.000	28.644	28.475	28.469	28.471	28.499
101	PRAS	1.286.827.899.805	1.535.656.724.413	1.596.466.547.662	1.542.243.721.302	1.635.543.021.515	27.883	28.060	28.099	28.064	28.123
102	PSDN	622.508.294.824	620.398.854.182	653.796.725.408	690.979.867.049	697.657.400.651	27.157	27.154	27.206	27.261	27.271
103	PTSN	635.155.330.000	653.929.310.000	660.201.530.000	672.036.880.000	2.875.761.400.000	27.177	27.206	27.216	27.234	28.687
104	PYFA	172.557.400.461	159.951.537.229	167.062.795.608	159.563.931.041	187.057.163.854	25.874	25.798	25.842	25.796	25.955
105	RICY	1.172.012.468.004	1.198.193.867.892	1.288.683.925.066	1.374.444.788.282	1.539.602.054.832	27.790	27.812	27.885	27.949	28.063
106	RMBA	10.821.467.000.000	12.667.314.000.000	13.470.943.000.000	14.083.598.000.000	14.879.589.000.000	30.013	30.170	30.232	30.276	30.331
107	ROTI	2.142.894.276.216	2.706.323.637.034	2.919.640.858.718	4.559.573.709.411	4.393.810.380.883	28.393	28.627	28.702	29.148	29.111
108	SCCO	1.656.007.190.010	1.773.144.328.632	2.449.935.491.586	4.014.244.589.706	4.165.196.478.857	28.135	28.204	28.527	29.021	29.058
109	SCPI						#NUM!	#NUM!	#NUM!	#NUM!	#NUM!
110	SIAP	4.979.635.925.000	277.982.362.215	228.709.028.216	227.225.262.812	226.077.049.188	29.236	26.351	26.156	26.149	26.144
111	SIDO	2.820.273.000.000	2.796.111.000.000	2.987.614.000.000	3.158.198.000.000	3.337.628.000.000	28.668	28.659	28.725	28.781	28.836
112	SIMA	62.607.762.222	40.080.558.448	40.312.397.678	86.202.590.406	74.549.587.669	24.860	24.414	24.420	25.180	25.035
113	SIPD	2.799.604.621.544	2.246.770.166.899	2.567.211.000.000	2.239.699.000.000	2.187.879.000.000	28.660	28.441	28.574	28.437	28.414
114	SKBM	652.976.510.619	764.484.248.710	1.001.657.012.004	1.623.027.475.045	1.771.365.972.009	27.205	27.362	27.633	28.115	28.203
115	SKLT	331.574.891.637	377.110.748.359	568.239.939.951	636.284.210.210	747.293.725.435	26.527	26.656	27.066	27.179	27.340
116	SMBR	2.928.480.366.000	3.268.667.933.000	4.368.876.996.000	5.060.337.247.000	5.538.079.503.000	28.706	28.815	29.106	29.252	29.343
117	SMCB	17.199.304.000.000	17.321.565.000.000	19.763.133.000.000	19.626.403.000.000	18.667.187.000.000	30.476	30.483	30.615	30.608	30.558
118	SMGR	34.331.674.737.000	38.153.118.932.000	44.226.895.982.000	48.963.502.966.000	51.155.890.227.000	31.167	31.273	31.420	31.522	31.566
119	SMSM	1.757.634.000.000	2.220.108.000.000	2.254.740.000.000	2.443.341.000.000	2.801.203.000.000	28.195	28.429	28.444	28.524	28.661
120	SPMA	2.091.957.078.669	2.185.464.365.772	2.158.852.415.950	2.175.660.855.114	2.282.845.632.924	28.369	28.413	28.401	28.408	28.456
121	SQBB						#NUM!	#NUM!	#NUM!	#NUM!	#NUM!
122	SQBI						#NUM!	#NUM!	#NUM!	#NUM!	#NUM!
123	SRIL	6.988.659.040.000	7.833.467.300.000	9.471.697.100.000	11.929.010.380.000	13.642.719.910.000	29.575	29.689	29.879	30.110	30.244
124	SRSN	463.347.124.000	574.073.315.000	717.149.704.000	652.726.454.000	686.777.211.000	26.862	27.076	27.299	27.204	27.255
125	SSTM	773.663.346.934	721.884.167.684	649.654.335.962	605.643.301.307	562.174.180.897	27.374	27.305	27.200	27.130	27.055
126	STAR	775.917.827.931	729.020.553.284	690.187.353.961	614.705.038.056	615.956.006.710	27.377	27.315	27.260	27.144	27.146
127	STTP	1.700.204.093.895	1.919.568.037.170	2.337.207.195.055	2.342.432.443.196	2.631.189.810.030	28.162	28.283	28.480	28.482	28.598
128	SULI	726.724.540.000	850.152.820.000	915.718.460.000	825.275.970.000	1.011.901.180.000	27.312	27.469	27.543	27.439	27.643
129	TALF	433.975.362.840	434.210.376.664	861.673.021.959	921.240.988.517	984.597.771.989	26.796	26.797	27.482	27.549	27.615
130	TBMS	1.755.770.030.000	1.307.377.630.000	1.297.990.750.000	1.648.206.700.000	1.909.541.560.000	28.194	27.899	27.892	28.131	28.278
131	TCID	1.863.679.637.324	2.082.090.848.700	2.185.101.038.101	2.361.807.189.430	2.445.143.511.801	28.254	28.364	28.413	28.490	28.525
132	TFCO	3.616.974.410.000	3.150.208.650.000	3.222.839.460.000	3.311.684.260.000	3.218.528.670.000	28.917	28.778	28.801	28.828	28.800
133	TIRT	716.491.912.027	763.168.027.178	815.997.477.795	859.299.056.455	923.366.433.799	27.298	27.361	27.428	27.479	27.551
134	TKIM	27.108.660.000.000	26.838.730.000.000	24.912.820.000.000	25.808.750.000.000	29.651.360.000.000	30.931	30.921	30.846	30.882	31.021
135	TOTO	2.062.386.924.390	2.439.540.859.205	2.581.440.938.262	2.826.490.815.501	2.897.119.790.044	28.355	28.523	28.579	28.670	28.695
136	TPIA	19.235.100.000.000	18.623.860.000.000	21.292.690.000.000	29.873.040.000.000	31.734.860.000.000	30.588	30.555	30.689	31.028	31.088
137	TRIS	521.920.090.728	574.346.433.075	639.701.164.511	544.968.319.987	633.014.281.325	26.981	27.076	27.184	27.024	27.174
138	TRST	3.261.285.495.052	3.357.359.499.954	3.290.596.224.286	3.332.905.936.010	4.284.901.587.126	28.813	28.842	28.822	28.835	29.086
139	TSPC	5.609.556.653.195	6.284.729.099.203	6.585.807.349.438	7.434.900.309.021	7.869.975.060.326	29.355	29.469	29.516	29.637	29.694
140	ULTJ	2.917.083.567.355	3.539.995.910.248	4.239.199.641.365	5.186.940.000.000	5.555.871.000.000	28.702	28.895	29.075	29.277	29.346
141	UNIC	2.359.739.020.000	2.224.475.000.000	2.269.136.390.000	2.237.469.500.000	2.364.103.880.000	28.490	28.431	28.450	28.436	28.491
142	UNIT	440.727.374.151	460.539.382.206	432.913.180.372	426.384.622.878	419.701.649.147	26.812	26.856	26.794	26.779	26.763
143	UNVR	14.280.670.000.000	15.729.945.000.000	16.745.695.000.000	18.906.413.000.000	19.522.970.000.000	30.290	30.387	30.449	30.571	30.603
144	VOKS	1.557.960.734.712	1.536.244.634.556	1.668.210.094.478	2.110.166.496.595	2.485.382.578.010	28.074	28.060	28.143	28.378	28.541
145	WIIM	1.334.544.790.387	1.342.700.045.391	1.353.634.132.275	1.225.712.093.041	1.255.573.914.558	27.920	27.926			

