

REFERENCES

- Abdillah, W., & Jogiyanto. (2009). *Partial Least Square (PLS) Alternatif SEM Dalam Penelitian Bisnis*. Yogyakarta: Andi.
- Adusei, C., & Tweneboah-Koduah, I. (2019). After-Sales Service and Customer Satisfaction in the Automobile Industry in an Emerging Economy. *Open Access Library Journal*, 6, 1-21.
- Agung, F. (2016). *Analisis Implementasi Proses Knowledge Management pada Kantor Akuntan Publik Non Big-Four (Penelitian Exploratory pada KAPADR)*. Yogyakarta: Magister Manajemen Universitas Gadjah Mada.
- Apriyani, D. A., & Sunarti. (2017). Pengaruh Kualitas Pelayanan Terhadap Kepuasan Konsumen (Survei pada Konsumen The Little A Coffee Shop Sidoarjo). *Jurnal Administrasi Bisnis (JAB)*, 51(2), 1-7.
- Arbaini, P., Zakaria, W., & Merlina, W. (2020). Pengaruh Consumer Online Rating dan Review Terhadap Keputusan Pembelian pada Pengguna Marketplace Tokopedia. *Jurnal Bisnis dan Manajemen*, 7(1), 25-33.
- Ashfaq, M. (2019). After Sales Service, Customer Satisfaction And Loyalty In Telecom Sector. *Journal of Applied Structural Equation Modeling*, 3(1), 31-42.
- Bartik, A. W., Bertrand, M., & Cullen, Z. (2020). The Impact Of COVID-19 On Small Business Outcomes And Expectations. *PNAS Journal*, 117(30).
- Carroll. (2008). *Social shopping: A new twist on e-commerce*. Dipetik November 27, 2021, dari Furniture Today: <http://www.furnituretoday.com/article/377979-social-shopping-a-new-twist-on-e-commerce>
- Choudhary, A. I., Akhter, S. A., Asif, M., Choudhry, R. M., Siddique, Z., & Mughal, A. (2011). Impact Of After Sale Service Characteristics on Customer Satisfaction. *Information Management and Business Review*, 3(6), 360-365.
- DataReportal. (2021). *Digital 2021 Indonesia*. Dipetik November 21, 2021, dari Data Reportal: <https://datareportal.com/reports/digital-2021-indonesia>
- Dennis, L., Ramdhana, F., Faustine, T. C., & Hendijani, R. B. (2020). INFLUENCE OF ONLINE REVIEWS AND RATINGS ON THE PURCHASE INTENTIONS OF GEN Y CONSUMERS: THE CASE OF TOKOPEDIA. *International Journal Management (IJM)*, 11(6).
- Dzulqarnain, I. (2019). Pengaruh Filtur Online Customer Review terhadap Keputusan Pembelian Produk Pada Marketplace Shopee, Jurusan Ilmu Administrasi Bisnis Fakultas Ilmu Sosial dan Ilmu Politik Universitas Jember.
- eMarketer. (2021). *Southeast Asia Ecommerce 2021: Public health uncertainty clouds outlook*. Dipetik November 25, 2021, dari INSIDER INTELLIGENCE:

<https://www.emarketer.com/content/southeast-asia-ecommerce-2021-public-health-uncertainty-clouds-outlook>

- Esmailpour, M. (2018). Analyzing after Sales Services in House Appliances Products and Measuring Customers Satisfaction: A Survey in Bushehr, Iran. *International SAMANM Journal of Marketing and Management*, 2(1), 62-79.
- Farki, A., Baihaqi, I., & Wibawa, B. M. (2016). Pengaruh Online Customer Review dan Rating terhadap Kepercayaan dan Minat Pembelian pada Online Market Place di Indonesia. *JURNAL TEKNIK ITS*, 5.
- Fazlzadeh, A., Bagherzadeh, F., & Mohamadi, P. (2011). How After-Sales Service Quality Dimensions Affect Customer Satisfaction. *African Journal of Business Management*, 5(17), 7658-7664.
- Ghozali, I. (2006). *Aplikasi Analisis Multivariate dengan Program SPSS (Edisi Ke 4)*. Semarang: Badan Penerbit Universitas Diponegoro.
- Ghozali, I. (2008). *Structural Equation Modelling, Edisi II*. Semarang: Universitas Diponegoro.
- Ghozali, I. (2016). *Aplikasi analisis Multivariate dengan program IBM SPSS 23 (edisi 8). Cetakan Ke VIII*. Semarang: Badan Penerbit Universitas Diponegoro.
- Ghozali, I., & Laten, H. (2015). *Partial least square: Konsep, teknik dan aplikasi menggunakan program smart PLS 3.0 (2nd ed)*. Semarang: Universitas Diponegoro.
- Gupta, S., & Dhillon, R. (2015). Impact of After Sales Service on Customer Satisfaction : A Case Review of Mobile Phone Industry in Delhi And NCR. *Paripex - Indian Journal Of Research*, 4(10), 115-116.
- Habib, M. D., & Sarwar, M. A. (2021). After-Sales Services, Brand Equity and Purchasing Intention to Buy Second-Hand Product. *Rajagiri Management Journal*, 15(2), 129-144.
- Handayani, R. (2020). *Metodologi Penelitian Sosial*. Yogyakarta: Trussmedia Grafika.
- Henseler, J., Ringle, C. M., & Sinkovics, R. R. (2009). The Use of Partial Least Squares Path Modeling in International Marketing. *New Challenges to International Marketing Advances in International Marketing*, 20, 277-319.
- Ichsan, M., Jumhur, H. M., & Dharmoputra, S. (2018). Effect Of Consumer Online Rating And Review To Buying Interest On Tokopedia Marketplace Region DKI Jakarta., 5 (2), *e-Proceeding of Management*, 5(2), 1828-1835.
- Jabar, W. A., Wibowo, I., & Nopriandi, N. (2021). Pengaruh Kualitas Produk dan Layanan Purna Jual Terhadap Kepuasan Pelanggan Pengguna Smartphone Merek Xiaomi di Fakultas Ekonomi Universitas Krisnadwipayana. *Jurnal Manajemen dan Bisnis Krisnadwipayana*, 9(3).

- Jayani, D. H. (2021, November 18). *Tokopedia Masih Jadi E-Commerce Paling Banyak Dikunjungi pada Kuartal III 2021*. Dipetik November 18, 2021, dari Databokskatadataid: <https://databoks.katadata.co.id/datapublish/2021/11/18/tokopedia-masih-jadi-e-commerce-paling-banyak-dikunjungi-pada-kuartal-iii-2021>
- Komalasari, R. (2020). Manfaat Teknologi Informasi dan Komunikasi di Masa Pandemi Covid 19. *Tematik : Jurnal Teknologi Informasi Komunikasi (e-Journal)*, 7(1), 38-50.
- Kominfo. (2015). *Kominfo*. Dipetik November 22, 2021, dari <https://kominfo.go.id/index.php/content/detail/6441/Indonesia%2BAkan%2BJadi%2BPemain%2BEkonomi%2BDigital%2BTerbesar%2Bdi%2BAsia%2BTenggara/0/beritasatker>
- Kotler, P., & Armstrong, G. (2016). *Principles Of Marketing* (16th ed.). WASHINGTON: Pearson Education Limited.
- Lackermair, G., Kailer, D., & Kanmaz, K. (2013). Importance of Online Product Reviews from a Consumer's Perspective. *Advances in Economics and Business*, 1, 1-5.
- Ladokun, I. O., Adeyemo S., A., & Ogunleye P., O. (2013). Impact Of After Sales Service On Consumer Satisfaction and Retention (A Study of LG Electronics in Ibadan, Nigeria). *IOSR Journal of Business and Management (IOSR-JBM)*, 11(4), 54-58.
- Mahemba, U. S. (2019). *Pengaruh Harga dan Kualitas Produk Terhadap Minat Beli Ulang Konsumen dengan Kepuasan Konsumen Sebagai Variabel Mediasi*. Yogyakarta: Universitas Sanata Dharma Yogyakarta.
- Masoudinezhad, N. (2018). The Relationship Between The Quality Of After-Sales Service And Customer Satisfaction, Customer Retention And Customer Loyalty. *International Journal of Bussiness Quantitative Economics and Applied Management Research*, 5(1), 25-36.
- Mulyati, Y., & Gesitera, G. (2020). Pengaruh Online Customer Review terhadap Purchase Intention dengan Trust sebagai Intervening pada Toko Online Bukalapak di Kota Padang. *Jurnal Maksipreneur*, 9(2), 173 – 194.
- Murali, S., Pugazhendhi, S., & Muralidharan, C. (2016). Modelling and investigating the relationship of after-sales service quality with customer satisfaction, retention and loyalty (a case study of home appliances business). *Journal of Retailing and Consumer Services*, 30, 67-83.
- Nasir, A., Mushtaq, H., & Rizwan, M. (2014). Customer loyalty in telecom sector of Pakistan. *Journal of Sociological Research*, 5(1), 449-467.
- Nivethika, V. (2015). The Impact of After Sales Services on Customer Satisfaction Special references to LG electronics products, Sri Lanka. *Proceedings of 12th International Conference on Business Management*, (hal. 1-17).

- Purwati, A. A., Fitrio, T., Ben, F., & Hamzah, M. L. (2020). Product Quality and After-Sales Service in Improving Customer Satisfaction and Loyalty. *Jurnal Economia*, 16(2), 223-235.
- Rizqy, R. R., Warso, M. M., & Fathoni, A. (2016). Pengaruh Kualitas Pelayanan terhadap Kepuasan Konsumen. *Journal of Management*, 2(2).
- Stevina, E., Karina, R., & Brahmana. (2015). Pengaruh Brand Identity terhadap Purchase Intention Melalui Trust di UD. Makin Hasil Jember. *Jurnal Manajemen Pemasaran Petra*, 3(1), 1-8.
- Sugianto, N., & Sitio, A. (2020). The Effect of Internet Quality Connection and After Sales Service Towards Consumers' Satisfaction and Its Implication on Consumers' Loyalty of Satellite Internet Product Mangoesky PT. Telkomsat. *Dinasti International Journal of Digital Business Management*, 1(5), 762-780.
- Sugiyono. (2016). *Metode Penelitian Kuantitatif, Kualitatif dan R&D*. Bandung: PT Alfabet.
- Sugiyono. (2018). *Metode Penelitian Kuantitatif*. Bandung: Alfabeta.
- Sugiyono. (2019). *Metode Penelitian Kuantitatif, Kualitatif, dan R&D*. Bandung : Alfabet.
- Sujeni, Fachrodji, A., & Lestari, H. R. (2022). Analysis of Product Quality, Brand Image and after Sales Services toward Purchase Decisions and Customer Satisfaction (Case Study of Indramayu Marketplace). *International Journal of Innovative Science and Research Technology*, 7(1), 1024-1031.
- Susilo, A., & Ikhsan, R. B. (2020). After-Sales Service to Increase Customer Satisfaction: Application of Importance Performance Analysis Method. *Journal of Business Studies and Management Review (JBSMR)*, 3(2), 1-7.
- Tjiptono, F., & Diana, A. (2015). *Pelanggan Puas ? Tak Cukup*. Yogyakarta: Andi.
- Tokopedia. (2011). *Tokopedia*. Dipetik Desember 5 , 2021, dari www.tokopedia.com/about
- Wahjudi, D., Kwanda, T., & Sulis, R. (2018). The Impact of After-sales Service Quality on Customer Satisfaction and Customer Loyalty of Middle-upper Class Landed Housings. *Jurnal Teknik Industri*, 20(1), 65-72.
- Wang, C., & Zhang, P. (2012). The Evolution of Social Commerce: The People, Management, Technology, and Information Dimensions. *Communications of the Association for Information Systems*, 31, 1-23.
- Wijaya, A. (2019). *Buku Metode Penelitian Menggunakan Smart PLS 03*. Yogyakarta: Innosain.
- Wijaya, Y. (2019). Pengaruh After Sales Service Terhadap Repurchase Intention Melalui Customer Satisfaction Sebagai Variabel Intervening Di PT Damai Sejahtera Abadi (Ufo Elektronika) Surabaya. *AGORA*, 7(1).
- Wold, H. (2013). *Partial Least Square*. In G. A. Marcoulides, *Modern Methods For Business Research*. New York: Psychology Press.

Zahara, A. N., Rini, E. S., & Sembiring, B. K. (2021). The Influence of Seller Reputation and Online Customer Reviews towards Purchase Decisions through Consumer Trust from C2C E-Commerce Platform Users in Medan, North Sumatera, Indonesia. *International Journal of Research and Review*, 8(2), 423-438.



APPENDIX

Appendix 1. Descriptive Statistics

Frequencies

	N		Mean	Std. Deviation	Minimum	Maximum
	Valid	Missing				
X1.1	152	0	4.14	.81	2	5
X1.2	152	0	4.07	.73	2	5
X2.1	152	0	4.13	.83	1	5
X2.2	152	0	4.16	.80	1	5
X2.3	152	0	4.09	.75	1	5
Y1.1	152	0	4.14	.74	1	5
Y1.2	152	0	4.01	.78	2	5
Y1.3	152	0	4.04	.67	2	5
Y2.1	152	0	4.09	.79	2	5
Y2.2	152	0	4.11	.74	1	5
Y2.3	152	0	4.14	.64	2	5
Y2.4	152	0	4.09	.68	2	5

Frequency Table

		Age			Cumulative
		Frequency	Percent	Valid Percent	Percent
Valid	18-20	13	8.6	8.6	8.6
	21-23	21	13.8	13.8	22.4
	24-26	34	22.4	22.4	44.7
	27-29	62	40.8	40.8	85.5
	30-32	22	14.5	14.5	100.0
	Total	152	100.0	100.0	

Gender

		Frequency	Percent	Valid Percent	Cumulative Percent
Valid	Female	91	59.9	59.9	59.9
	Male	61	40.1	40.1	100.0
Total		152	100.0	100.0	

Appendix 2. Descriptions of Variable

X1.1

		Frequency	Percent	Valid Percent	Cumulative Percent
Valid	2.00	3	2.0	2.0	2.0
	3.00	32	21.1	21.1	23.0
	4.00	58	38.2	38.2	61.2
	5.00	59	38.8	38.8	100.0
	Total	152	100.0	100.0	

X1.2

		Frequency	Percent	Valid Percent	Cumulative Percent
Valid	2.00	2	1.3	1.3	1.3
	3.00	29	19.1	19.1	20.4
	4.00	77	50.7	50.7	71.1
	5.00	44	28.9	28.9	100.0
	Total	152	100.0	100.0	

X2.1

		Frequency	Percent	Valid Percent	Cumulative Percent
Valid	1.00	1	.7	.7	.7
	2.00	4	2.6	2.6	3.3
	3.00	25	16.4	16.4	19.7
	4.00	66	43.4	43.4	63.2
	5.00	56	36.8	36.8	100.0
	Total	152	100.0	100.0	

X2.2

		Frequency	Percent	Valid Percent	Cumulative Percent
Valid	1.00	2	1.3	1.3	1.3
	2.00	2	1.3	1.3	2.6
	3.00	20	13.2	13.2	15.8
	4.00	73	48.0	48.0	63.8
	5.00	55	36.2	36.2	100.0
	Total	152	100.0	100.0	

X2.3

		Frequency	Percent	Valid Percent	Cumulative Percent
Valid	1.00	1	.7	.7	.7
	2.00	4	2.6	2.6	3.3
	3.00	18	11.8	11.8	15.1
	4.00	87	57.2	57.2	72.4
	5.00	42	27.6	27.6	100.0
	Total	152	100.0	100.0	

Y1.1

		Frequency	Percent	Valid Percent	Cumulative Percent
Valid	1.00	1	.7	.7	.7
	2.00	2	1.3	1.3	2.0
	3.00	20	13.2	13.2	15.1
	4.00	80	52.6	52.6	67.8
	5.00	49	32.2	32.2	100.0
	Total	152	100.0	100.0	

Y1.2

		Frequency	Percent	Valid Percent	Cumulative Percent
Valid	2.00	5	3.3	3.3	3.3
	3.00	30	19.7	19.7	23.0
	4.00	75	49.3	49.3	72.4
	5.00	42	27.6	27.6	100.0
	Total	152	100.0	100.0	

Y1.3

		Frequency	Percent	Valid Percent	Cumulative Percent
Valid	2.00	1	.7	.7	.7
	3.00	28	18.4	18.4	19.1
	4.00	87	57.2	57.2	76.3
	5.00	36	23.7	23.7	100.0
	Total	152	100.0	100.0	

Y2.1

		Frequency	Percent	Valid Percent	Cumulative Percent
Valid	2.00	5	3.3	3.3	3.3
	3.00	26	17.1	17.1	20.4
	4.00	71	46.7	46.7	67.1
	5.00	50	32.9	32.9	100.0
	Total	152	100.0	100.0	

Y2.2


		Frequency	Percent	Valid Percent	Cumulative Percent
Valid	1.00	1	.7	.7	.7
	2.00	3	2.0	2.0	2.6
	3.00	19	12.5	12.5	15.1
	4.00	85	55.9	55.9	71.1
	5.00	44	28.9	28.9	100.0
	Total	152	100.0	100.0	

Y2.3

		Frequency	Percent	Valid Percent	Cumulative Percent
Valid	2.00	1	.7	.7	.7
	3.00	19	12.5	12.5	13.2
	4.00	90	59.2	59.2	72.4
	5.00	42	27.6	27.6	100.0
	Total	152	100.0	100.0	

Y2.4

		Frequency	Percent	Valid Percent	Cumulative Percent
Valid	2.00	4	2.6	2.6	2.6
	3.00	17	11.2	11.2	13.8
	4.00	92	60.5	60.5	74.3
	5.00	39	25.7	25.7	100.0
	Total	152	100.0	100.0	



Appendix 3. SEM PLS

1. Outer Model

Outer Loading

	X1	X2	Y1	Y2
X1.1	0.896			
X1.2	0.910			
X2.1		0.834		
X2.2		0.853		
X2.3		0.838		
Y1.1			0.817	
Y1.2			0.817	
Y1.3			0.836	
Y2.1				0.759
Y2.2				0.807
Y2.3				0.791
Y2.4				0.753

Cross Loading

	X1	X2	Y1	Y2
X1.1	0.896	0.514	0.580	0.525
X1.2	0.910	0.543	0.588	0.595
X2.1	0.492	0.834	0.498	0.548
X2.2	0.481	0.853	0.616	0.545
X2.3	0.508	0.838	0.523	0.554
Y1.1	0.453	0.559	0.817	0.519
Y1.2	0.538	0.524	0.817	0.496
Y1.3	0.602	0.526	0.836	0.548
Y2.1	0.511	0.466	0.506	0.759
Y2.2	0.502	0.556	0.485	0.807
Y2.3	0.487	0.508	0.510	0.791
Y2.4	0.432	0.496	0.469	0.753

Reliability

	Cronbach's Alpha	rho_A	Composite Reliability	Average Variance Extracted (AVE)	R Square	R Square Adjusted
X1	0.773	0.776	0.898	0.815		
X2	0.795	0.797	0.88	0.709		
Y1	0.763	0.765	0.863	0.678	0.531	0.525
Y2	0.782	0.784	0.86	0.605	0.539	0.53



2. Inner Model

	Original Sample (O)	Sample Mean (M)	Standard Deviation (STDEV)	T Statistics (O/STDEV)	P Values
X1.1 <- X1	0.896	0.892	0.021	43.249	0.000
X1.2 <- X1	0.910	0.909	0.014	64.414	0.000
X2.1 <- X2	0.834	0.829	0.040	20.823	0.000
X2.2 <- X2	0.853	0.848	0.030	28.423	0.000
X2.3 <- X2	0.838	0.833	0.036	23.423	0.000
Y1.1 <- Y1	0.817	0.811	0.039	20.958	0.000
Y1.2 <- Y1	0.817	0.812	0.044	18.445	0.000
Y1.3 <- Y1	0.836	0.836	0.029	28.786	0.000
Y2.1 <- Y2	0.759	0.762	0.036	21.189	0.000
Y2.2 <- Y2	0.807	0.806	0.043	18.772	0.000
Y2.3 <- Y2	0.791	0.792	0.036	22.248	0.000
Y2.4 <- Y2	0.753	0.746	0.053	14.179	0.000

Hypothesis Testing

	Original Sample (O)	Sample Mean (M)	Standard Deviation (STDEV)	T Statistics (O/STDEV)	P Values
X1 -> Y1 -> Y2	0.097	0.094	0.038	2.543	0.011
X2 -> Y1 -> Y2	0.099	0.095	0.046	2.134	0.033



Plagiarism Checker X Originality Report

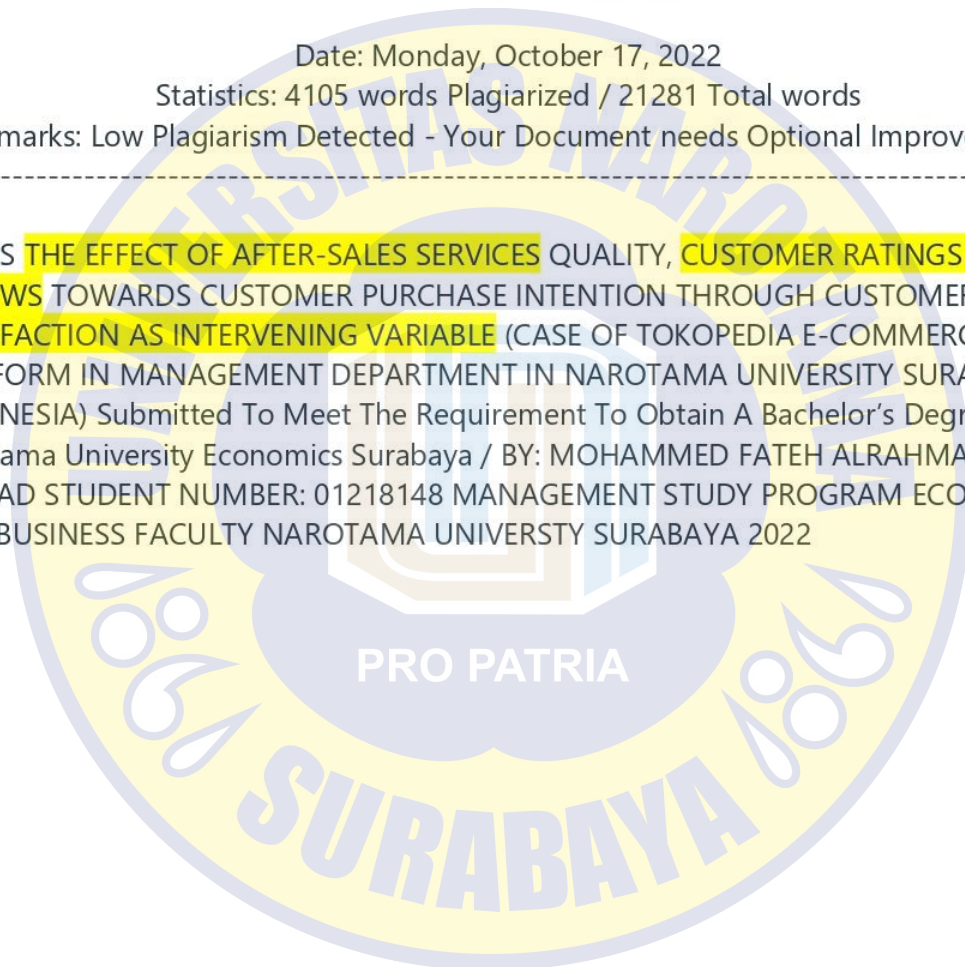
Similarity Found: 19%

Date: Monday, October 17, 2022

Statistics: 4105 words Plagiarized / 21281 Total words

Remarks: Low Plagiarism Detected - Your Document needs Optional Improvement.

THESIS THE EFFECT OF AFTER-SALES SERVICES QUALITY, CUSTOMER RATINGS AND REVIEWS TOWARDS CUSTOMER PURCHASE INTENTION THROUGH CUSTOMERS SATISFACTION AS INTERVENING VARIABLE (CASE OF TOKOPEDIA E-COMMERCE PLATFORM IN MANAGEMENT DEPARTMENT IN NAROTAMA UNIVERSITY SURABAYA INDONESIA) Submitted To Meet The Requirement To Obtain A Bachelor's Degree Narotama University Economics Surabaya / BY: MOHAMMED FATEH ALRAHMAN ALI RABBAD STUDENT NUMBER: 01218148 MANAGEMENT STUDY PROGRAM ECONOMICS AND BUSINESS FACULTY NAROTAMA UNIVERSTY SURABAYA 2022



RESEARCHER'S LIVE HISTORY



<i>NAME</i>	MOHAMMED FATEH ALRAHMAN ALI RABBAD
<i>DATE OF BIRTH</i>	9-12-1997
<i>SEX</i>	MALE
<i>NATIONALITY</i>	YEMEN
<i>ADDRESS</i>	SURABAYA - INDONESIA
<i>E-MAIL</i>	moharabbad@gmail.com



BERITA ACARA BIMBINGAN SKRIPSI

No. Dokumen : FM.FEB.05.07
Tgl. Terbit : 01 Okt 2018
Revisi : 00

- 1 NAMA MAHASISWA : MOHAMMED FATEH ALRAHMAN ALI RABBAD
- 2 NIM : 01218148
- 3 FAKULTAS : EKONOMI DAN BISNIS
- 4 PROGRAM STUDI : MANAJEMEN
- 5 TOPIK SKRIPSI : PEMASARAN
- 6 TANGGAL PENGAJUAN : 29 Maret 2022
- 7 NAMA PEMBIMBING I : ELOK DAMAYANTI, SE., MM
- 8 NAMA PEMBIMBING II :
- 9 URAIAN KONSULTASI :

NO	TANGGAL	JADWAL KEGIATAN PENELITIAN	MONITORING	
			CATATAN	PARAF PEMBIMBING
1	30/3/2022	Observasi obyek penelitian	Sudah menentukan obyek penelitian	ed
2	5/4/2022	Observasi terhadap fenomena bisnis/manajemen	fenomena sesuai dg observasi di student of management dept.	ed
3	29/4/2022	Menentukan masalah penelitian	Masalah penelitian sudah sesuai dg fenomena & model penelitian	ed
4	15/5/2022	Kajian teoritis & Empiris	Mencari teori & peneliti terdahulu. mencari GAP y/ peneliti terdahulu	ed
5	16/5/2022	Sintesa dan Rasionalisasi teori	Indicator variable sdh sesuai dg teori variable.	ed
6	17/5/2022	Pendekatan Metodologi penelitian	Metodologi penelitian -> menambah intervening variable (PLS-SEM)	ed
7	7/6/2022	Pembuatan instrument penelitian	questionaire perlu & perbaikan dead line next week.	ed
8	21/6/2022	Pengumpulan data	questionaire sudah selesai & segera di lakukan input data.	ed
9	28/6/2022	Tabulasi & Pengolahan Data	Oh! sudah selesai, pelajari & pahami	ed
10	12/7/2022	Deskripsi Hasil Penelitian	Perbaiki bahasa, tulis latar belakang & trisi hasil penelitian.	ed
11	19/7/2022	Intepretasi Hasil Penelitian	Kerangka untuk memberikan masukan / question	ed
12	9/8/2022	Kelengkapan Data	Sudah lengkap!	ed

Sidang Skripsi

10. TANGGAL SELESAI BIMBINGAN
11. TELAH DIEVALUASI DAN SIAP UNTUK DIUJI

DOSEN PEMBIMBING

Elok Damayanti

ELOK DAMAYANTI, SE., MM

SURABAYA,
Ka. Prodi Manajemen

I Putu Artaya, SE., MM



Certificate

this certificate is proudly presented to

Mohammed Fateh Alrahman Ali Rabbad

Narotama University

THE EFFECT OF AFTER-SALES SERVICES QUALITY, CUSTOMER RATINGS AND REVIEWS TOWARDS CUSTOMER PURCHASE INTENTION THROUGH CUSTOMERS SATISFACTION AS INTERVENING VARIABLE

In your Recognition of your Contribution as,

PRESENTER

WORLDCONFERENCE

ERASMUS+ PROGRAMME - JEAN MONNET ACTIVITIES 2022

6th Management and Business Worldconference

on Economic, Management, Digital Business, Digital Entrepreneurship, Social Business, Social Entrepreneur, Islamic Business, Islamic Entrepreneur, and Sustainability

7th Civil Engineering Worldconference

on Civil Engineering, Project Management, Digital Construction, eConstruction, Science, Applied Science, and Sustainability


GREEN INVESTMENT INFRASTRUCTURE OF EU COUNTRIES





AUGUST 19, 2022 (9 AM) UNIVERSITAS WARMADewa BALI
AUGUST 20, 2022 (9 AM) FAVEHOTEL SEMINYAK BALI


Hybrid Event


Dr. M. Khsan Setiawan, ST., MT.
Vice Rector Narotama University
Chairman Worldconference


Prof. Dr. Abdul Taib Bin Bon
Director Teaching Factory
Universiti Tun Hussein Onn Malaysia


Dato Prof. Ts. Dr. H. Mohd Idrus
H. Mohd Masri bin
Malaysia Academic Association Council MAAC
Universiti Tun Hussein Onn Malaysia


Prof. Dr. Che Za'ina bt. Zukirfi
Universiti Pendidikan Sultan Idris,
Malaysia


Prof. Dr. Abdul Sattar Saand
GUEST Nawabshah Pakistan

