

DAFTAR PUSTAKA

- Abbas, Ahmad, Zainal Said, Bahtiar, dan Khaerun Nisa. 2019. *Manajemen Laba: Suatu Perspektif Islam dan Pembuktian Empiris*. Makassar: Nas Media Pustaka
- Ali, Usman, Muhammad Afzal Noor, Muhammad Kashif Khurshid dan Akhtar Mahmood. 2015. *Impact of Firm Size on Earnings Management; A Study of Textile Sector of Pakistan*. *European Journal of Business and Management*, Vol.7, No.28 ([Impact of Firm Size on Earnings Management: A Study of Textile Sector of Pakistan by Usman Ali, Muhammad Noor, Muhammad Kashif Khurshid, Akhtar Mahmood :: SSRN](#))
- Arthawan, Putu Teddy dan I Wayan Pradnyantha Wirasedana. 2021. Pengaruh Kepemilikan Manajerial, Kebijakan Utang dan Ukuran Perusahaan Terhadap Manajemen Laba. *E-Jurnal Akuntansi Universitas Udayana* Vol.22.1 ([\(PDF\) Pengaruh Kepemilikan Manajerial, Kebijakan Utang dan Ukuran Perusahaan Terhadap Manajemen Laba \(researchgate.net\)](#))
- Astuti, Ayu Yuni, Elva Nuraina dan Anggita Langgeng Wijaya. 2017. Pengaruh Ukuran Perusahaan Dan Leverage Terhadap Manajemen Laba. *Forum Ilmiah Pendidikan Akuntansi - Universitas PGRI Madiun* Vol. 5 No. 1 ([\(article.php \(kemdikbud.go.id\)\)](#))
- Dechow Patricia M, et al. 1995. Detecting Earning Management, *The Accounting Review* vol. 70, American Accounting Association
- Egiyi, Modesta Amaka. 2021. The Impact of Leverage on Accrual-Based Earnings Management. *Annailsis of Management Sciences*, Vol 8, No 2 ([\(PDF\) The Impact of Leverage on Accrual-Based Earnings Management \(researchgate.net\)](#))
- Hery. 2015. *Analisis Laporan Keuangan*. Yogyakarta: CAPS (Center for Academic Publishing Service).
- Jensen, C., & Meckling, H. 1976. Theory of the Firm: Managerial Behavior, Agency Costs and Ownership Structure. *Journal of Financial Economics*, 3(4), 305–360 ([https://www.bing.com/search?q=Theory+of+the+Firm+%3A+Managerial+Behavior%2C+Agency+Costs+and+Ownership+Structure.+Journal+of+Financial+Economics%2C+3\(4\)%2C+305-360.&cvid=4995696e0ebb44e3966b0d844559fe43&aqs=edge..69i57j69i11004.331j0j4&FORM=ANAB01&PC=U531](https://www.bing.com/search?q=Theory+of+the+Firm+%3A+Managerial+Behavior%2C+Agency+Costs+and+Ownership+Structure.+Journal+of+Financial+Economics%2C+3(4)%2C+305-360.&cvid=4995696e0ebb44e3966b0d844559fe43&aqs=edge..69i57j69i11004.331j0j4&FORM=ANAB01&PC=U531))
- Kasmir. 2016. *Analisis Laporan Keuangan*. Jakarta: Raja Grafindo Persada
- Kieso, Donald E., Jerry J. Weygandt., dan Terry D. Warfield, (2018), *Akuntansi Keuangan Menengah: Intermediate Accounting, Edisi IFRS*, Volume 1, Salemba Empat, Jakarta Selatan
- Lestari, Fibria Anggraini Puji. 2018. Pengaruh Profitabilitas Dan Beban Pajak Tangguhan Terhadap Manajemen Laba. *Sosio e-Kons*, Volume 10, No. 3 ([\(article.php \(kemdikbud.go.id\)\)](#))
- Mohamad Husni dan Rianthi Idayu. 2022. Pengaruh Aset Pajak Tangguhan, Profitabilitas Dan Perencanaan Pajak Terhadap Manajemen Laba. *LAWSUIT*

- Jurnal Perpajakan Vol. 1 No. 2 ([\(PDF\) Pengaruh Aset Pajak Tangguhan, Profitabilitas Dan Perencanaan Pajak Terhadap Manajemen Laba \(researchgate.net\)](#)).
- Nur Zakiya Anjany Pullah, R. Ery Wibowo A.S, Nurcahyono. 2021. Pengaruh Perencanaan Pajak, Beban Pajak Tangguhan dan Kualitas Audit Terhadap Manajemen Laba. *Jurnal Akuntansi Publik* Volume 1, Nomor 2 ([Pengaruh Perencanaan Pajak, Beban Pajak Tangguhan dan Kualitas Audit Terhadap Manajemen Laba | Pullah | JPA : Journal of Public Accounting \(poltektegal.ac.id\)](#)).
- Paramita, Ratna Wijayanti Daniar, Noviansyah Rizal, dan Riza Bahtiar Sulistyan. 2021. *Metode Penelitian Kuantitatif, Edisi 3*. Lumajang : Widya Gama Press.
- Rohman, Saifur, Nina Sabrina, dan M. Orba Kurniawan, 2022, Pengaruh Perencanaan Pajak dan *Beban Pajak Tangguhan Terhadap Manajemen Laba. Moneter: Jurnal Akuntansi dan Keuangan* Volume 9, No.1([Pengaruh Perencanaan Pajak dan Beban Pajak Tangguhan Terhadap Manajemen Laba \(Study Empiris Pada Perusahaan Manufaktur Sektor Industri Dasar dan Kimia yang Terdaftar di BEI 2017-2020\) | Rohman | Moneter - Jurnal Akuntansi dan Keuangan \(bsi.ac.id\)](#)).
- Sinta Oktaviani dan Ivan Aries Setiawan. 2019. Pengaruh Leverage Dan Kepemilikan Manajerial Terhadap Manajemen Laba. *Jurnal STIE STAN Indonesia Mandiri Bandung* ([SINTA OKTAVIANI 371763002.pdf \(imandiri.id\)](#)).
- Wjesinghe M.R.P and Kavinda D.D.C. 2021. The impact of leverage on real earnings management : Evidences from listed manufacturing companies in colombo stock exchange. *Kelaniya Journal of Management*([\(PDF\) The Impact of Leverage on Real Earnings Management: Evidences from Listed Manufacturing Companies in Colombo Stock Exchange \(researchgate.net\)](#))
<https://www.cnbcindonesia.com/>

LAMPIRAN

Lampiran 1 : Biodata Penulis




Khanza Taurin Kuncahyo adalah penulis skripsi ini. Lahir pada tanggal 21 Mei 2001 di Kota Malang, Provinsi Jawa Timur. Penulis merupakan anak kedua dari pasangan Breni Jarot Kuncahyo dan Fenny Triana Nalurita. Penulis memulai masa pendidikan dari jenjang sekolah dasar di SD Negeri Dukuh Menanggal 2. Kemudian melanjutkan ke jenjang sekolah menengah pertama di SMP Unggulan Amanatul Ummah. Kemudian melanjutkan ke jenjang sekolah menengah atas di SMA Unggulan Amanatul Ummah. Pada tahun 2019 penulis terdaftar sebagai mahasiswa di Universitas Narotama Surabaya, Fakultas Ekonomi dan Bisnis, Program Studi Akuntansi dan padatahun 2023 penulis dinyatakan lulus dan berhak menyandang gelar Sarjana Akuntansi.

Nama Lengkap : Khanza Taurin Kuncahyo
Tempat, Tanggal Lahir : Malang, 21 Mei 2001
Alamat : Perumahan DPU Kav 46, Bungurasih Timur
Email : khanzatk21@gmail.com
NIM : 01119056
Program Studi : Akuntansi


Lampiran 2 : Sertifikat Conference



Lampiran 3 : Berita Acara Bimbingan Skripsi



UNIVERSITAS
Maritim



**FAKULTAS
EKONOMI DAN BISNIS**

BERITA ACARA BIMBINGAN SKRIPSI

No Dokumen : FM.FEB.05.07
Tgl. Terbit : 01 OKT 2018
Revisi : 00


1. NAMA MAHASISWA : KHANZA TAURIN KUNCAHYO
2. NIM : 01119056
3. FAKULTAS : EKONOMI DAN BISNIS
4. PROGRAM STUDI : AKUNTANSI
5. TOPIK/JUDUL SKRIPSI : Pengaruh Beban Pajak Tangguhan, Profitabilitas Ukuran perusahaan dan Kebijakan Utang Terhadap Manajemen Laba pada Perusahaan Sektor Otomotif di Bursa Efek Indonesia Tahun 2017-2021
6. TANGGAL PENGAJUAN : 11 Agustus 2022
7. NAMA PEMBIMBING I : ARIYANI, S.E., M.S.A
8. NAMA PEMBIMBING II :
9. URAIAN KONSULTASI :

NO	TANGGAL	JADWAL KEGIATAN PENELITIAN	MONITORING	
			CATATAN	PARAF PEMBIMBING
1	20-10-2022	Observasi objek penelitian	Sesuai	AR
2	27-10-2022	Observasi terhadap fenomena bisnis/manajemen	Sesuai	AR
3	3-11-2022	Menentukan masalah penelitian	Sesuai	AR
4	11-11-2022	Kajian Teoritis & Empiris	Sesuai	AR
5	17-11-2022	Sintesa dan Rasionalis teori	Sesuai	AR
6	18-11-2022	Pendekatan Metodologi penelitian	Sesuai	AR
7	27-12-2022	Pembuatan instrument penelitian	Sesuai	AR
8	29-12-2022	Pengumpulan data	Sesuai	AR
9	5-1-2023	Tabulasi & Pengelolahan Data	Sesuai	AR
10	12-1-2023	Deskripsi Hasil Penelitian	Sesuai	AR
11	19-1-2023	Intepretasi Hasil Penelitian	Sesuai	AR
12	26-1-2023	Kelengkapan Data	Sesuai	AR

Sidang SKRIPSI

10. TANGGAL SELESAI BIMBINGAN :
11. TELAH DIEVALUASI DAN SIAP UNTUK DIUJI :

DOSEN PEMBIMBING



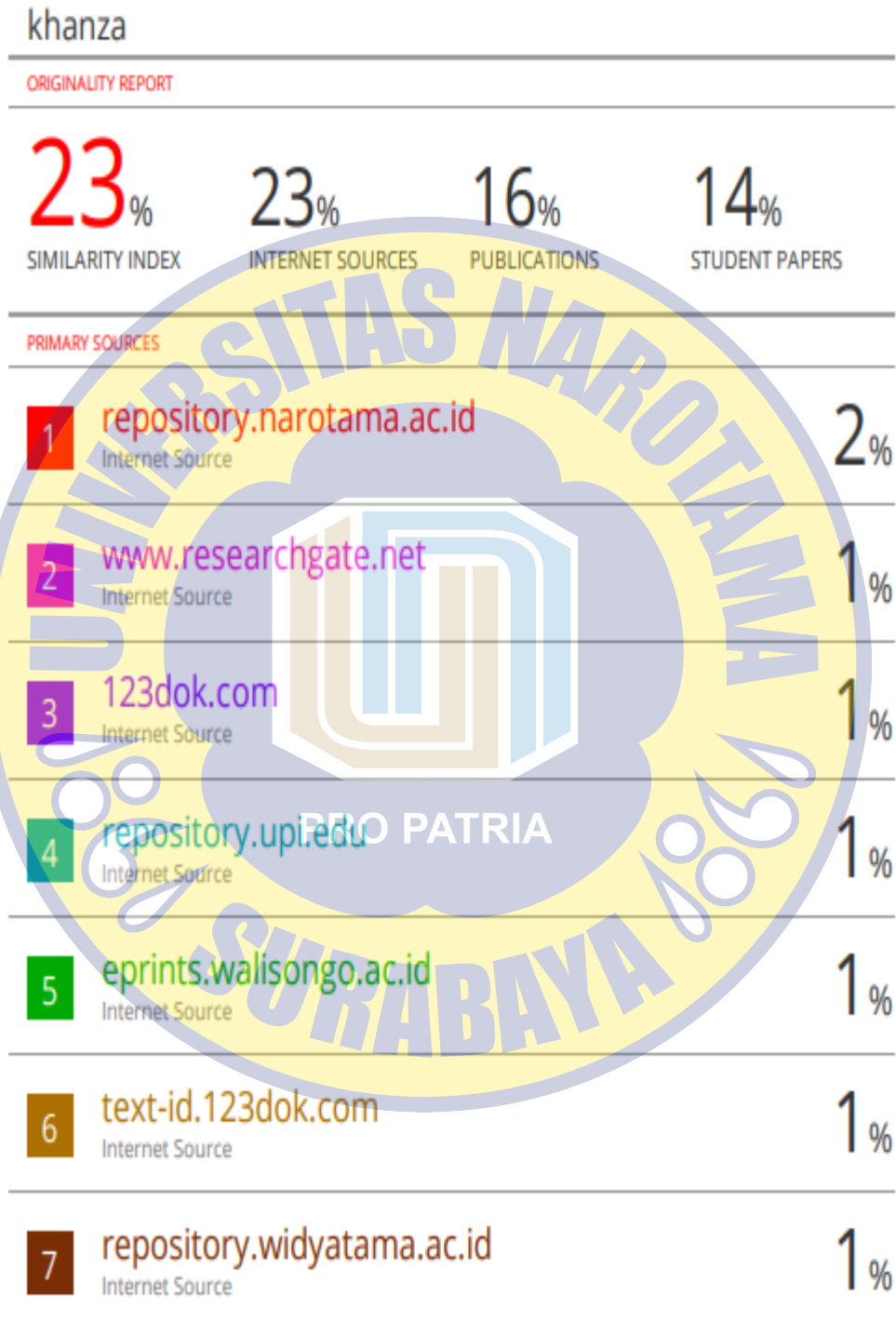
ARIYANI, S.E., M.S.A

SURABAYA,

DEKAN FAKULTAS EKONOMI & BISNIS

Dr. AGUS SUKOCO, ST., MM.

Lampiran 4 : Hasil Plagiasi



Lampiran 5 : Data Perusahaan

No	Nama Perusahaan	
1	PT Astra International Tbk (ASII)	lengkap
2	PT Astra Otoparts (AUTO)	lengkap
3	PT Mitra Pinasthika Mustika Tbk (MPMX)	lengkap
4	PT Indomobil Sukses Internasional Tbk (IMAS)	lengkap
5	PT Gajah Tunggal Tbk (GJTL)	lengkap
6	PT Multistrada Arah Sarana Tbk (MASA)	Dolar
7	PT Goodyear Indonesia Tbk (GDYR)	Dolar
8	PT Indospring Tbk (INDS)	lengkap
9	PT Multi Prima Sejahtera Tbk (LPIN)	lengkap
10	PT Indo Kordsa Tbk (BRAM)	Dolar
11	PT Garuda Metalindo Tbk (BOLT)	lengkap
12	PT Bintraco Dharma Tbk (CARS)	Terdaftar di BEI 2017
13	PT Nipress Tbk (NIPS)	tidak ada annual report tahun 2018 dan 2019
14	PT Prima Alloy Steel Universal Tbk (PRAS)	lengkap
15	PT Selamat Sempurna Tbk (SMSM)	lengkap
	Jumlah Perusahaan	10

Lampiran 6 : Tabulasi Data

1. Beban Pajak Tangguhan

NO	NAMA PERUSAHAAN	Beban Pajak Tangguhan				
		2017	2018	2019	2020	2021
1	PT Astra International Tbk (ASII)	170.000.000.000	123.000.000.000	287.000.000.000	1.058.000.000.000	452.000.000.000
2	PT Astra Otoparts (AUTO)	25.877.000.000	36.705.000.000	7.631.000.000	29.217.000.000	69.094.000.000
3	PT Mitra Pinasthika Mustika Tbk (MPMX)	54.007.000.000	31.767.000.000	18.483.000.000	20.246.000.000	16.456.000.000
4	PT Indomobil Sukses Internasional Tbk (IMAS)	40.401.695.929	29.376.168.824	69.048.187.298	86.024.869.719	30.881.000.000
5	PT Gajah Tunggal Tbk (GJTL)	38.079.000.000	44.609.000.000	5.081.000.000	12.691.000.000	35.306.000.000
6	PT Indospring Tbk (INDS)	16.558.565.336	4.302.393.135	7.808.720.144	756.524.219	9.374.449.189
7	PT Multi Prima Sejahtera Tbk (LPIN)	166.231.790	414.772.266	662.857.191	46.148.593	187.913.185
8	PT Garuda Metalindo Tbk (BOLT)	6.024.222.257	5.484.192.353	4.561.603.378	6.263.896.193	22.950.997.906
9	PT Prima Alloy Steel Universal Tbk (PRAS)	7.447.406.839	1.209.138.982	10.153.603.317	5.652.219.605	1.240.289.050
10	PT Selamat Sempurna Tbk (SMSM)	4.344.000.000	4.360.000.000	10.700.000.000	2.530.000.000	990.000.000

NO	NAMA PERUSAHAAN	Total Aset (t-1)				
		2017	2018	2019	2020	2021
1	PT Astra International Tbk (ASII)	344.711.000.000.000	351.958.000.000.000	338.203.000.000.000	367.311.000.000.000	338.203.000.000.000
2	PT Astra Otoparts (AUTO)	15.889.648.000.000	16.015.709.000.000	15.180.094.000.000	16.947.148.000.000	15.180.094.000.000
3	PT Mitra Pinasthika Mustika Tbk (MPMX)	11.943.407.000.000	9.563.681.000.000	9.209.838.000.000	9.869.734.000.000	9.209.838.000.000
4	PT Indomobil Sukses Internasional Tbk (IMAS)	40.955.996.273.862	44.698.662.588.632	48.408.700.495.082	51.023.608.000.000	48.408.700.495.082
5	PT Gajah Tunggal Tbk (GJTL)	19.711.478.000.000	18.856.075.000.000	17.781.660.000.000	18.449.075.000.000	17.781.660.000.000
6	PT Indospring Tbk (INDS)	2.482.337.567.967	2.834.422.741.208	2.826.260.084.696	3.165.018.057.203	2.826.260.084.696

7	PT Multi Prima Sejahtera Tbk (LPIN)	301.596.448.818	324.916.202.729	337.792.393.010	310.880.071.852	337.792.393.010
8	PT Garuda Metalindo Tbk (BOLT)	1.312.376.999.120	1.265.912.330.625	1.119.076.870.425	1.368.411.097.483	1.119.076.870.425
9	PT Prima Alloy Steel Universal Tbk (PRAS)	1.635.543.021.515	1.657.127.269.798	1.668.922.580.521	1.637.794.000.000	1.668.922.580.521
10	PT Selamat Sempurna Tbk (SMSM)	2.801.203.000.000	3.106.981.000.000	3.375.526.000.000	3.868.862.000.000	3.375.526.000.000

NO	NAMA PERUSAHAAN	Beban Pajak Tangguhan				
		2017	2018	2019	2020	2021
1	PT Astra International Tbk (ASII)	0,00049	0,00035	0,00085	0,00288	0,00134
2	PT Astra Otoparts (AUTO)	0,00163	0,00229	0,00050	0,00172	0,00455
3	PT Mitra Pinasthika Mustika Tbk (MPMX)	0,00452	0,00332	0,00201	0,00205	0,00179
4	PT Indomobil Sukses Internasional Tbk (IMAS)	0,00099	0,00066	0,00143	0,00169	0,00064
5	PT Gajah Tunggal Tbk (GJTL)	0,00193	0,00237	0,00029	0,00069	0,00199
6	PT Indospring Tbk (INDS)	0,00667	0,00152	0,00276	0,00024	0,00332
7	PT Multi Prima Sejahtera Tbk (LPIN)	0,00055	0,00128	0,00196	0,00015	0,00056
8	PT Garuda Metalindo Tbk (BOLT)	0,00459	0,00433	0,00408	0,00458	0,02051
9	PT Prima Alloy Steel Universal Tbk (PRAS)	0,00455	0,00073	0,00608	0,00345	0,00074
10	PT Selamat Sempurna Tbk (SMSM)	0,00155	0,00140	0,00317	0,00065	0,00029

2. Profitabilitas

NO	NAMA PERUSAHAAN	Laba Bersih Setelah Pajak				
		2017	2018	2019	2020	2021
1	PT Astra International Tbk (ASII)	23.165.000.000.000,00	27.372.000.000.000,00	26.621.000.000.000,00	18.571.000.000.000,00	25.586.000.000.000,00
2	PT Astra Otoparts (AUTO)	547.781.000.000,00	680.801.000.000,00	816.971.000.000,00	- 37.864.000.000,00	634.931.000.000,00
3	PT Mitra Pinasthika Mustika Tbk (MPMX)	412.626.000.000,00	3.701.835.000.000,00	466.248.000.000,00	133.572.000.000,00	411.748.000.000,00
4	PT Indomobil Sukses Internasional Tbk (IMAS)	- 64.296.811.100,00	112.707.388.192,00	155.830.717.982,00	- 675.710.445.502,00	- 255.340.000.000,00
5	PT Gajah Tunggal Tbk (GJTL)	45.028.000.000,00	- 74.557.000.000,00	269.107.000.000,00	318.914.000.000,00	79.896.000.000,00
6	PT Indospring Tbk (INDS)	113.639.539.901,00	110.686.883.366,00	101.465.560.351,00	58.751.009.229,00	158.199.728.315,00
7	PT Multi Prima Sejahtera Tbk (LPIN)	191.977.703.453,00	32.755.830.588,00	29.918.519.921,00	6.732.478.855,00	23.408.672.795,00
8	PT Garuda Metalindo Tbk (BOLT)	93.225.253.756,00	75.738.099.614,00	51.492.605.525,00	- 57.388.292.245,00	82.749.100.903
9	PT Prima Alloy Steel Universal Tbk (PRAS)	- 3.226.268.273,00	6.357.160.962,00	- 43.624.116.829,00	- 4.948.479.351,00	- 710.084.072
10	PT Selamat Sempurna Tbk (SMSM)	555.388.000.000,00	633.550.000.000,00	638.676.000.000,00	539.116.000.000,00	728.263.000.000,00

NO	NAMA PERUSAHAAN	Total Aset				
		2017	2018	2019	2020	2021
1	PT Astra International Tbk (ASII)	295.646.000.000.000,00	344.711.000.000.000,00	351.958.000.000.000,00	338.203.000.000.000,00	367.311.000.000.000,00
2	PT Astra Otoparts (AUTO)	14.762.309.000.000,00	15.889.648.000.000,00	16.015.709.000.000,00	15.180.094.000.000,00	16.947.148.000.000
3	PT Mitra Pinasthika Mustika Tbk (MPMX)	9.740.576.000.000,00	11.943.407.000.000,00	9.563.681.000.000,00	9.209.838.000.000,00	9.869.734.000.000
4	PT Indomobil Sukses Internasional Tbk (IMAS)	31.375.311.299.854,00	40.955.996.273.862,00	44.698.662.588.632,00	48.408.700.495.082,00	51.023.608.000.000
5	PT Gajah Tunggal Tbk (GJTL)	18.191.176.000.000,00	19.711.478.000.000,00	18.856.075.000.000,00	17.781.660.000.000,00	18.449.075.000.000
6	PT Indospring Tbk (INDS)	2.434.617.337.849,00	2.482.337.567.967,00	2.834.422.741.208,00	2.826.260.084.696,00	3.165.018.057.203
7	PT Multi Prima Sejahtera Tbk (LPIN)	268.116.498.330,00	301.596.448.818,00	324.916.202.729,00	337.792.393.010,00	310.880.071.852
8	PT Garuda Metalindo Tbk (BOLT)	1.188.798.795.362,00	1.312.376.999.120,00	1.265.912.330.625,00	1.119.076.870.425,00	1.368.411.097.483
9	PT Prima Alloy Steel Universal Tbk (PRAS)	1.542.243.721.302,00	1.635.543.021.515,00	1.657.127.269.798,00	1.668.922.580.521,00	1.637.794.000.000
10	PT Selamat Sempurna Tbk (SMSM)	2.443.341.000.000,00	2.801.203.000.000,00	3.106.981.000.000,00	3.375.526.000.000,00	3.868.862.000.000

NO	NAMA PERUSAHAAN	ROA				
		2017	2018	2019	2020	2021
1	PT Astra International Tbk (ASII)	0,0784	0,0794	0,0756	0,0549	0,0697
2	PT Astra Otoparts (AUTO)	0,0371	0,0428	0,0510	-0,0025	0,0375
3	PT Mitra Pinasthika Mustika Tbk (MPMX)	0,0424	0,3099	0,0488	0,0145	0,0417
4	PT Indomobil Sukses Internasional Tbk (IMAS)	-0,0020	0,0028	0,0035	-0,0140	-0,0050
5	PT Gajah Tunggal Tbk (GJTL)	0,0025	-0,0038	0,0143	0,0179	0,0043
6	PT Indospring Tbk (INDS)	0,0467	0,0446	0,0358	0,0208	0,0500
7	PT Multi Prima Sejahtera Tbk (LPIN)	0,7160	0,1086	0,0921	0,0199	0,0753
8	PT Garuda Metalindo Tbk (BOLT)	0,0784	0,0577	0,0407	-0,0513	0,0605
9	PT Prima Alloy Steel Universal Tbk (PRAS)	-0,0021	0,0039	-0,0263	-0,0030	-0,0004
10	PT Selamat Sempurna Tbk (SMSM)	0,2273	0,2262	0,2056	0,1597	0,1882



3. Leverage

NO	NAMA PERUSAHAAN	Total Utang				
		2017	2018	2019	2020	2021
1	PT Astra International Tbk (ASII)	139.317.000.000.000	170.348.000.000.000	165.195.000.000.000	142.749.000.000.000	151.696.000.000.000
2	PT Astra Otoparts (AUTO)	4.003.233.000.000	4.626.013.000.000	4.365.175.000.000	3.909.303.000.000	5.101.517.000.000
3	PT Mitra Pinasthika Mustika Tbk (MPMX)	5.115.531.000.000	3.173.937.000.000	2.297.376.000.000	2.885.958.000.000	3.610.768.000.000
4	PT Indomobil Sukses Internasional Tbk (IMAS)	22.149.722.400.577	30.632.253.308.636	35.290.524.968.923	35.692.364.334.428	38.177.391.000.000
5	PT Gajah Tunggal Tbk (GJTL)	12.501.710.000.000	13.835.648.000.000	12.620.444.000.000	10.926.513.000.000	11.481.186.000.000
6	PT Indospring Tbk (INDS)	289.798.419.319	288.105.732.114	262.135.613.148	262.519.771.935	502.584.655.311
7	PT Multi Prima Sejahtera Tbk (LPIN)	36.654.665.747	28.026.041.147	21.617.421.367	27.828.564.143	26.856.694.729
8	PT Garuda Metalindo Tbk (BOLT)	468.122.101.794	574.341.524.938	504.884.505.918	291.939.087.063	419.979.414.846
9	PT Prima Alloy Steel Universal Tbk (PRAS)	865.838.417.894	947.413.833.530	1.011.402.296.454	1.149.071.273.337	1.150.442.000.000
10	PT Selamat Sempurna Tbk (SMSM)	615.157.000.000	650.926.000.000	664.678.000.000	727.016.000.000	957.229.000.000

NO	NAMA PERUSAHAAN	Total Ekuitas				
		2017	2018	2019	2020	2021
1	PT Astra International Tbk (ASII)	156.329.000.000.000	174.363.000.000.000	186.763.000.000.000	195.454.000.000.000	215.615.000.000.000
2	PT Astra Otoparts (AUTO)	10.759.076.000.000	11.263.635.000.000	11.650.534.000.000	11.270.791.000.000	11.845.631.000.000
3	PT Mitra Pinasthika Mustika Tbk (MPMX)	4.625.045.000.000	8.769.470.000.000	7.266.305.000.000	6.323.880.000.000	6.258.966.000.000
4	PT Indomobil Sukses Internasional Tbk (IMAS)	9.290.721.214.956	10.323.742.965.226	9.408.137.619.709	12.716.336.160.654	12.846.217.000.000
5	PT Gajah Tunggal Tbk (GJTL)	5.689.967.000.000	5.876.331.000.000	6.235.631.000.000	6.855.147.000.000	6.967.889.000.000
6	PT Indospring Tbk (INDS)	2.144.818.918.530	2.194.231.835.853	2.572.287.128.060	2.563.740.312.761	2.662.433.401.892
7	PT Multi Prima Sejahtera Tbk (LPIN)	231.461.832.583	273.570.407.671	303.298.783.362	309.963.828.867	284.023.377.123
8	PT Garuda Metalindo Tbk (BOLT)	720.676.693.568	738.035.474.182	761.027.824.707	700.034.091.362	817.607.645.573
9	PT Prima Alloy Steel Universal Tbk (PRAS)	676.405.303.408	688.129.187.984	645.724.973.344	519.851.307.184	487.352.062.152
10	PT Selamat Sempurna Tbk (SMSM)	1.828.184.000.000	2.150.277.000.000	2.442.303.000.000	2.648.510.000.000	2.911.633.000.000

NO	NAMA PERUSAHAAN	DER				
		2017	2018	2019	2020	2021
1	PT Astra International Tbk (ASII)	0,8912	0,9770	0,8845	0,7303	0,7036
2	PT Astra Otoparts (AUTO)	0,3721	0,4107	0,3747	0,3469	0,4307
3	PT Mitra Pinasthika Mustika Tbk (MPMX)	1,1060	0,3619	0,3162	0,4564	0,5769
4	PT Indomobil Sukses Internasional Tbk (IMAS)	2,3841	2,9672	3,7511	2,8068	2,9719
5	PT Gajah Tunggal Tbk (GJTL)	2,1971	2,3545	2,0239	1,5939	1,6477
6	PT Indospring Tbk (INDS)	0,1351	0,1313	0,1019	0,1024	0,1888
7	PT Multi Prima Sejahtera Tbk (LPIN)	0,1584	0,1024	0,0713	0,0898	0,0946
8	PT Garuda Metalindo Tbk (BOLT)	0,6496	0,7782	0,6634	0,4170	0,5137
9	PT Prima Alloy Steel Universal Tbk (PRAS)	1,2801	1,3768	1,5663	2,2104	2,3606
10	PT Selamat Sempurna Tbk (SMSM)	0,3365	0,3027	0,2722	0,2745	0,3288



4. Ukuran Perusahaan

No	Nama Perusahaan	Total Aset				
		2017	2018	2019	2020	2021
1	PT Astra International Tbk (ASII)	295.646.000.000.000	344.711.000.000.000	351.958.000.000.000	338.203.000.000.000	367.311.000.000.000
2	PT Astra Otoparts (AUTO)	14.762.309.000.000	15.889.648.000.000	16.015.709.000.000	15.180.094.000.000	16.947.148.000.000
3	PT Mitra Pinasthika Mustika Tbk (MPMX)	9.740.576.000.000	11.943.407.000.000	9.563.681.000.000	9.209.838.000.000	9.869.734.000.000
4	PT Indomobil Sukses Internasional Tbk (IMAS)	31.375.311.299.854	40.955.996.273.862	44.698.662.588.632	48.408.700.495.082	51.023.608.000.000
5	PT Gajah Tunggal Tbk (GJTL)	18.191.176.000.000	19.711.478.000.000	18.856.075.000.000	17.781.660.000.000	18.449.075.000.000
6	PT Indospring Tbk (INDS)	2.434.617.337.849	2.482.337.567.967	2.834.422.741.208	2.826.260.084.696	3.165.018.057.203
7	PT Multi Prima Sejahtera Tbk (LPIN)	268.116.498.330	301.596.448.818	324.916.202.729	337.792.393.010	310.880.071.852
8	PT Garuda Metalindo Tbk (BOLT)	1.188.798.795.362	1.312.376.999.120	1.265.912.330.625	1.119.076.870.425	1.368.411.097.483
9	PT Prima Alloy Steel Universal Tbk (PRAS)	1.542.243.721.302	1.635.543.021.515	1.657.127.269.798	1.668.922.580.521	1.637.794.000.000
10	PT Selamat Sempurna Tbk (SMSM)	2.443.341.000.000	2.801.203.000.000	3.106.981.000.000	3.375.526.000.000	3.868.862.000.000

No	Nama Perusahaan	UKPERUSH				
		2017	2018	2019	2020	2021
1	PT Astra International Tbk (ASII)	33,32018391	33,4737275	33,49453297	33,45466742	33,53723002
2	PT Astra Otoparts (AUTO)	30,32309836	30,39668894	30,40459117	30,35100608	30,46112068
3	PT Mitra Pinasthika Mustika Tbk (MPMX)	29,90732137	30,11120053	29,88899381	29,85129338	29,92049402
4	PT Indomobil Sukses Internasional Tbk (IMAS)	31,07704244	31,34351934	31,4309647	31,51070068	31,56330954
5	PT Gajah Tunggal Tbk (GJTL)	30,53195776	30,61222222	30,56785626	30,5091887	30,54603535
6	PT Indospring Tbk (INDS)	28,52081071	28,5402218	28,67285941	28,66997543	28,78317988
7	PT Multi Prima Sejahtera Tbk (LPIN)	26,31468742	26,4323557	26,50683315	26,54569732	26,46267305
8	PT Garuda Metalindo Tbk (BOLT)	27,8039645	27,90286111	27,86681419	27,74352524	27,9446714
9	PT Prima Alloy Steel Universal Tbk (PRAS)	28,06425943	28,12299599	28,13610666	28,14319937	28,12437133
10	PT Selamat Sempurna Tbk (SMSM)	28,52438748	28,66107008	28,76467263	28,84757228	28,98398152

5. Manajemen Laba

NO	NAMA PERUSAHAAN	NET INCOME				
		2017	2018	2019	2020	2021
1	PT Astra International Tbk (ASII)	23.165.000.000.000	27.372.000.000.000	26.621.000.000.000	18.571.000.000.000	25.586.000.000.000
2	PT Astra Otoparts (AUTO)	547.781.000.000	680.801.000.000	816.971.000.000	- 37.864.000.000	634.931.000.000
3	PT Mitra Pinasthika Mustika Tbk (MPMX)	412.626.000.000	3.701.835.000.000	466.248.000.000	133.572.000.000	411.748.000.000
4	PT Indomobil Sukses Internasional Tbk (IMAS)	- 64.296.811.100	112.707.388.192	155.830.717.982	- 675.710.445.502	- 255.340.000.000
5	PT Gajah Tunggal Tbk (GJTL)	45.028.000.000	- 74.557.000.000	269.107.000.000	318.914.000.000	70.896.000.000
6	PT Indospring Tbk (INDS)	113.639.539.901	110.686.883.366	101.465.560.351	58.751.009.229	158.199.728.315
7	PT Multi Prima Sejahtera Tbk (LPIN)	191.977.703.453	32.755.830.588	29.918.519.921	6.732.478.855	23.408.672.795
8	PT Garuda Metalindo Tbk (BOLT)	93.225.253.756	75.738.099.614	51.492.605.525	- 57.388.292.245	82.749.100.903
9	PT Prima Alloy Steel Universal Tbk (PRAS)	- 3.226.268.273	6.357.160.962	- 43.624.116.829	- 4.948.479.351	- 710.084.072
10	PT Selamat Sempurna Tbk (SMSM)	555.388.000.000	633.550.000.000	638.676.000.000	539.116.000.000	728.263.000.000

NO	NAMA PERUSAHAAN	CASH FLOW OPERATION					
		2016	2017	2018	2019	2020	2021
1	PT Astra International Tbk (ASII)	19.407.000.000.000	23.285.000.000.000	27.692.000.000.000	19.186.000.000.000	37.683.000.000.000	38.252.000.000.000
2	PT Astra Otoparts (AUTO)	1.059.369.000.000	394.229.000.000	678.469.000.000	1.072.057.000.000	1.148.276.000.000	911.735.000.000
3	PT Mitra Pinasthika Mustika Tbk (MPMX)	219.351.000.000	388.351.000.000	102.235.000.000	189.300.000.000	467.318.000.000	580.491.000.000
4	PT Indomobil Sukses Internasional Tbk (IMAS)	118.811.023.397	- 588.161.576.368	- 2.240.811.709.699	- 615.124.627.663	2.573.266.300.539	2.438.825.000.000
5	PT Gajah Tunggal Tbk (GJTL)	1.293.214.000.000	738.861.000.000	479.736.000.000	1.258.371.000.000	2.598.595.000.000	294.416.000.000
6	PT Indospring Tbk (INDS)	193.436.286.326	320.252.084.705	133.733.783.003	155.508.121.580	308.807.847.299	- 260.039.396.627
7	PT Multi Prima Sejahtera Tbk (LPIN)	- 17.348.531.716	- 3.669.565.594	- 15.037.977.639	16.077.052.533	16.264.824.363	1.705.694.178
8	PT Garuda Metalindo Tbk (BOLT)	168.249.159.302	102.038.578.597	58.409.108.583	93.837.385.857	86.739.328.026	34.346.451.383
9	PT Prima Alloy Steel Universal Tbk (PRAS)	3.493.277.047	- 1.995.105.496	17.330.565.028	3.664.810.110	1.870.173.887	31.646.097.895

10	PT Selamat Sempurna Tbk (SMSM)	582.843.000.000	446.032.000.000	542.647.000.000	677.867.000.000	944.369.000.000	489.407.000.000
----	--------------------------------	-----------------	-----------------	-----------------	-----------------	-----------------	-----------------

NO	NAMA PERUSAHAAN	TAC (TAit)				
		2017	2018	2019	2020	2021
1	PT Astra International Tbk (ASII)	(120.000.000.000)	(320.000.000.000)	7.435.000.000.000	(19.112.000.000.000)	(12.666.000.000.000)
2	PT Astra Otoparts (AUTO)	153.552.000.000	2.332.000.000	(255.086.000.000)	(1.186.140.000.000)	(276.804.000.000)
3	PT Mitra Pinasthika Mustika Tbk (MPMX)	24.275.000.000	3.599.600.000.000	276.948.000.000	(333.746.000.000)	(168.743.000.000)
4	PT Indomobil Sukses Internasional Tbk (IMAS)	523.864.765.268	2.353.519.097.891	770.955.345.645	(3.248.976.746.041)	(2.694.165.000.000)
5	PT Gajah Tunggal Tbk (GJTL)	(693.833.000.000)	(554.293.000.000)	(989.264.000.000)	(2.279.681.000.000)	(223.520.000.000)
6	PT Indospring Tbk (INDS)	(206.612.544.804)	(23.046.899.637)	(54.042.561.229)	(250.056.838.070)	418.239.124.942
7	PT Multi Prima Sejahtera Tbk (LPIN)	195.647.269.047	47.793.808.227	13.841.467.388	(9.532.345.508)	21.702.978.617
8	PT Garuda Metalindo Tbk (BOLT)	(8.813.324.841)	17.328.991.031	(42.344.780.332)	(144.127.620.271)	48.402.649.520
9	PT Prima Alloy Steel Universal Tbk (PRAS)	(1.231.162.777)	(10.973.404.066)	(47.288.926.939)	(6.818.653.238)	(32.356.181.967)
10	PT Selamat Sempurna Tbk (SMSM)	109.356.000.000	90.903.000.000	(39.191.000.000)	(405.253.000.000)	238.856.000.000

NO	NAMA PERUSAHAAN	TOTAL ASET (t-1)				
		2017	2018	2019	2020	2021
1	PT Astra International Tbk (ASII)	261.855.000.000.000	295.646.000.000.000	344.711.000.000.000	351.958.000.000.000	338.203.000.000.000
2	PT Astra Otoparts (AUTO)	14.612.274.000.000	14.762.309.000.000	15.889.648.000.000	16.015.709.000.000	15.180.094.000.000
3	PT Mitra Pinasthika Mustika Tbk (MPMX)	14.926.225.000.000	9.740.576.000.000	11.943.407.000.000	9.563.681.000.000	9.209.838.000.000
4	PT Indomobil Sukses Internasional Tbk (IMAS)	25.633.342.258.679	31.375.311.299.854	40.955.996.273.862	44.698.662.588.632	48.408.700.495.082
5	PT Gajah Tunggal Tbk (GJTL)	18.697.779.000.000	18.191.176.000.000	19.711.478.000.000	18.856.075.000.000	17.781.660.000.000
6	PT Indospring Tbk (INDS)	2.477.272.502.538	2.434.617.337.849	2.482.337.567.967	2.834.422.741.208	2.826.260.084.696
7	PT Multi Prima Sejahtera Tbk (LPIN)	477.838.306.256	268.116.498.330	301.596.448.818	324.916.202.729	337.792.393.010
8	PT Garuda Metalindo Tbk (BOLT)	1.206.089.567.283	1.188.798.795.362	1.312.376.999.120	1.265.912.330.625	1.119.076.870.425
9	PT Prima Alloy Steel Universal Tbk (PRAS)	1.596.466.547.662	1.542.243.721.302	1.635.543.021.515	1.657.127.269.798	1.668.922.580.521
10	PT Selamat Sempurna Tbk (SMSM)	2.254.740.000.000	2.443.341.000.000	2.801.203.000.000	3.106.981.000.000	3.375.526.000.000

NO	NAMA PERUSAHAAN	TAit/Ait-1					1
		2017	2018	2019	2020	2021	
1	PT Astra International Tbk (ASII)	-0,000458269	-0,001082376	0,021568792	-0,054301934	-0,03745088	1
2	PT Astra Otoparts (AUTO)	0,010508426	0,00015797	-0,016053597	-0,074061036	-0,01823467	1
3	PT Mitra Pinasthika Mustika Tbk (MPMX)	0,001626332	0,369546934	0,023188358	-0,034897233	-0,018322038	1
4	PT Indomobil Sukses Internasional Tbk (IMAS)	0,02043685	0,075011817	0,018823992	-0,072686218	-0,055654562	1
5	PT Gajah Tunggal Tbk (GJTL)	-0,037107776	-0,030470432	-0,050187206	-0,120899021	-0,012570255	1
6	PT Indospring Tbk (INDS)	-0,083403237	-0,009466333	-0,021770835	-0,088221434	0,14798324	1
7	PT Multi Prima Sejahtera Tbk (LPIN)	0,409442413	0,178257618	0,045894	-0,029337858	0,064249459	1
8	PT Garuda Metalindo Tbk (BOLT)	-0,007307355	0,014576891	-0,032265714	-0,113852766	0,043252301	1
9	PT Prima Alloy Steel Universal Tbk (PRAS)	-0,000077118	-0,00711522	-0,028913288	-0,004114743	-0,019387467	1
10	PT Selamat Sempurna Tbk (SMSM)	0,048500492	0,037204385	-0,013990775	-0,130433047	0,07076112	1

NO	NAMA PERUSAHAAN	I/TAit-1				
		2017	2018	2019	2020	2021
1	PT Astra International Tbk (ASII)	0,00000000000000382	0,00000000000000338	0,00000000000000290	0,00000000000000284	0,00000000000000296
2	PT Astra Otoparts (AUTO)	0,000000000000006844	0,000000000000006774	0,000000000000006293	0,000000000000006244	0,000000000000006588
3	PT Mitra Pinasthika Mustika Tbk (MPMX)	0,000000000000006700	0,00000000000010266	0,00000000000008373	0,00000000000010456	0,00000000000010858
4	PT Indomobil Sukses Internasional Tbk (IMAS)	0,000000000000003901	0,00000000000003187	0,00000000000002442	0,00000000000002237	0,00000000000002066
5	PT Gajah Tunggal Tbk (GJTL)	0,000000000000005348	0,000000000000005497	0,000000000000005073	0,000000000000005303	0,000000000000005624
6	PT Indospring Tbk (INDS)	0,000000000000040367	0,000000000000041074	0,000000000000040285	0,000000000000035281	0,000000000000035382
7	PT Multi Prima Sejahtera Tbk (LPIN)	0,000000000000209276	0,000000000000372972	0,000000000000331569	0,000000000000307772	0,000000000000296040
8	PT Garuda Metalindo Tbk (BOLT)	0,000000000000082913	0,000000000000084119	0,000000000000076198	0,000000000000078994	0,000000000000089359
9	PT Prima Alloy Steel Universal Tbk (PRAS)	0,000000000000062638	0,000000000000064841	0,000000000000061142	0,000000000000060345	0,000000000000059919
10	PT Selamat Sempurna Tbk (SMSM)	0,000000000000044351	0,000000000000040928	0,000000000000035699	0,000000000000032186	0,000000000000029625

NO	NAMA PERUSAHAAN	REVENUE					
		2016	2017	2018	2019	2020	2021
1	PT Astra International Tbk (ASII)	181.084.000.000.000	206.057.000.000.000	239.205.000.000.000	237.166.000.000.000	175.046.000.000.000	233.485.000.000.000
2	PT Astra Otoparts (AUTO)	12.806.867.000.000	13.549.857.000.000	15.356.381.000.000	15.444.775.000.000	11.869.221.000.000	15.151.663.000.000
3	PT Mitra Pinasthika Mustika Tbk (MPMX)	17.722.543.000.000	14.290.131.000.000	15.893.585.000.000	16.560.129.000.000	11.181.671.000.000	12.908.103.000.000
4	PT Indomobil Sukses Internasional Tbk (IMAS)	15.049.532.331.662	15.417.255.791.983	17.544.709.521.983	18.615.129.696.492	15.230.426.162.673	19.174.995.000.000
5	PT Gajah Tunggal Tbk (GJTL)	13.633.556.000.000	14.146.918.000.000	15.349.939.000.000	15.939.421.000.000	13.434.592.000.000	15.344.138.000.000
6	PT Indospring Tbk (INDS)	1.637.036.790.119	1.967.982.902.772	2.400.062.227.790	2.091.491.715.532	1.626.190.564.290	2.643.817.825.127
7	PT Multi Prima Sejahtera Tbk (LPIN)	141.746.864.032	102.949.173.758	95.212.682.098	88.357.595.957	103.066.288.012	120.475.047.471
8	PT Garuda Metalindo Tbk (BOLT)	1.051.069.900.376	1.047.701.082.078	1.187.195.058.022	1.206.818.443.326	788.873.091.221	1.181.849.268.110
9	PT Prima Alloy Steel Universal Tbk (PRAS)	366.709.612.329	348.471.154.143	574.869.742.811	340.551.346.399	300.527.048.812	262.061.053.201
10	PT Selamat Sempurna Tbk (SMSM)	2.879.876.000.000	3.339.964.000.000	3.933.353.000.000	3.935.811.000.000	3.233.693.000.000	4.162.931.000.000

NO	NAMA PERUSAHAAN	DELTA REVt				
		2017	2018	2019	2020	2021
1	PT Astra International Tbk (ASII)	24.973.000.000.000	33.148.000.000.000	(2.039.000.000.000)	(62.120.000.000.000)	58.439.000.000.000
2	PT Astra Otoparts (AUTO)	742.990.000.000	1.806.524.000.000	88.394.000.000	(3.575.554.000.000)	3.282.442.000.000
3	PT Mitra Pinasthika Mustika Tbk (MPMX)	(3.432.412.000.000)	1.603.454.000.000	666.544.000.000	(5.378.458.000.000)	1.726.432.000.000
4	PT Indomobil Sukses Internasional Tbk (IMAS)	367.723.460.321	2.127.453.730.000	1.070.420.174.509	(3.384.703.533.819)	3.944.568.837.327
5	PT Gajah Tunggal Tbk (GJTL)	513.362.000.000	1.203.021.000.000	589.482.000.000	(2.504.829.000.000)	1.909.546.000.000
6	PT Indospring Tbk (INDS)	330.946.112.653	432.079.325.018	(308.570.512.258)	(465.301.151.242)	1.017.627.260.837
7	PT Multi Prima Sejahtera Tbk (LPIN)	(38.797.690.274)	(7.736.491.660)	(6.855.086.141)	14.708.692.055	17.408.759.459
8	PT Garuda Metalindo Tbk (BOLT)	(3.368.818.298)	139.493.975.944	19.623.385.304	(417.945.352.105)	392.976.176.889
9	PT Prima Alloy Steel Universal Tbk (PRAS)	(18.238.458.186)	226.398.588.668	(234.318.396.412)	(40.024.297.587)	(38.465.995.611)

10	PT Selamat Sempurna Tbk (SMSM)	460.088.000.000	593.389.000.000	2.458.000.000	(702.118.000.000)	929.238.000.000
----	--------------------------------	-----------------	-----------------	---------------	-------------------	-----------------

NO	NAMA PERUSAHAAN	DELTA REVt/Ait-1				
		2017	2018	2019	2020	2021
1	PT Astra International Tbk (ASII)	0,095369575	0,112120577	-0,0059151	-0,176498332	0,172792672
2	PT Astra Otoparts (AUTO)	0,05084698	0,122374081	0,005562993	-0,223252932	0,216233312
3	PT Mitra Pinasthika Mustika Tbk (MPMX)	-0,229958479	0,164615932	0,055808531	-0,562383668	0,187455197
4	PT Indomobil Sukses Internasional Tbk (IMAS)	0,014345514	0,067806617	0,02613586	-0,075722703	0,081484708
5	PT Gajah Tunggal Tbk (GJTL)	0,027455774	0,066132118	0,02990552	-0,132839363	0,107388512
6	PT Indospring Tbk (INDS)	0,133592938	0,177473198	-0,124306426	-0,164160816	0,360061435
7	PT Multi Prima Sejahtera Tbk (LPIN)	-0,081194182	-0,028854963	-0,022729333	0,045269186	0,051536861
8	PT Garuda Metalindo Tbk (BOLT)	-0,002793174	0,117340274	0,014952552	-0,330153473	0,351161021
9	PT Prima Alloy Steel Universal Tbk (PRAS)	-0,011424266	0,146798191	-0,143266422	-0,024152821	-0,0230484
10	PT Selamat Sempurna Tbk (SMSM)	0,204053682	0,242859675	0,00087748	-0,225980783	0,275286874

NO	NAMA PERUSAHAAN	RECEIVABLE					
		2016	2017	2018	2019	2020	2021
1	PT Astra International Tbk (ASII)	19.426.000.000.000	25.420.000.000.000	31.226.000.000.000	29.546.000.000.000	17.144.000.000.000	21.886.000.000.000
2	PT Astra Otoparts (AUTO)	1.638.291.000.000	1.824.919.000.000	1.930.118.000.000	1.980.190.000.000	1.648.842.000.000	2.023.353.000.000
3	PT Mitra Pinasthika Mustika Tbk (MPMX)	743.662.000.000	895.168.000.000	717.837.000.000	563.537.000.000	257.613.000.000	260.815.000.000
4	PT Indomobil Sukses Internasional Tbk (IMAS)	1.779.122.161.241	2.169.509.958.014	2.324.849.982.662	2.020.145.003.967	1.849.092.617.758	2.116.899.000.000
5	PT Gajah Tunggal Tbk (GJTL)	3.136.246.000.000	2.770.065.000.000	3.239.315.000.000	3.701.548.000.000	3.485.922.000.000	3.263.622.000.000
6	PT Indospring Tbk (INDS)	296.007.139.375	350.020.278.334	440.718.864.061	318.868.805.628	301.307.944.039	502.545.120.080
7	PT Multi Prima Sejahtera Tbk (LPIN)	20.211.708.795	24.170.705.935	23.454.699.528	23.629.312.970	27.988.292.918	29.588.994.576
8	PT Garuda Metalindo Tbk (BOLT)	171.208.873.512	163.059.402.738	181.656.120.527	186.724.518.095	133.349.315.210	210.521.928.081
9	PT Prima Alloy Steel Universal Tbk (PRAS)	58.078.054.851	66.272.222.280	101.687.044.116	102.118.143.335	114.702.022.410	72.896.022.893
10	PT Selamat Sempurna Tbk (SMSM)	728.221.000.000	767.169.000.000	936.607.000.000	1.020.188.000.000	810.596.000.000	931.935.000.000

NO	NAMA PERUSAHAAN	DELTA REC/Ait-1				
		2017	2018	2019	2020	2021
1	PT Astra International Tbk (ASII)	0,022890531	0,019638351	-0,004873648	-0,035237159	0,014021165
2	PT Astra Otoparts (AUTO)	0,012772002	0,007126189	0,003151234	-0,020688937	0,024671191
3	PT Mitra Pinasthika Mustika Tbk (MPMX)	0,010150323	-0,018205392	-0,012919262	-0,031988102	0,000347672
4	PT Indomobil Sukses Internasional Tbk (IMAS)	0,015229688	0,004951027	-0,007439814	-0,00382679	0,005532195
5	PT Gajah Tunggal Tbk (GJTL)	-0,019584198	0,025795474	0,023449941	-0,01143536	-0,012501645

6	PT Indospring Tbk (INDS)	0,021803471	0,037253734	-0,04908682	-0,006195569	0,071202639
7	PT Multi Prima Sejahtera Tbk (LPIN)	0,008285223	-0,002670505	0,000578964	0,013415705	0,004738714
8	PT Garuda Metalindo Tbk (BOLT)	-0,006756937	0,015643285	0,003861998	-0,042163428	0,068960958
9	PT Prima Alloy Steel Universal Tbk (PRAS)	0,00513269	0,022963181	0,000263582	0,007593792	-0,025049694
10	PT Selamat Sempurna Tbk (SMSM)	0,017273832	0,069346849	0,029837538	-0,067458411	0,035946694

NO	NAMA PERUSAHAAN	DELTA REVt/Ait-1 - DELTA REC/Ait-1				
		2017	2018	2019	2020	2021
1	PT Astra International Tbk (ASII)	0,072479044	0,092482225	-0,001041452	-0,141261173	0,158771507
2	PT Astra Otoparts (AUTO)	0,038074977	0,115247892	0,002411759	-0,202563995	0,191562121
3	PT Mitra Pinasthika Mustika Tbk (MPMX)	-0,240108802	0,182821324	0,068727793	-0,530395566	0,187107526
4	PT Indomobil Sukses Internasional Tbk (IMAS)	-0,000884174	0,06285559	0,033575673	-0,071895913	0,075952513
5	PT Gajah Tunggal Tbk (GJTL)	0,047039972	0,040336645	0,006455579	-0,121404004	0,119890156
6	PT Indospring Tbk (INDS)	0,111789467	0,140219464	-0,075219606	-0,157965247	0,288858796
7	PT Multi Prima Sejahtera Tbk (LPIN)	-0,089479405	-0,026184458	-0,023308297	0,031853481	0,046798146
8	PT Garuda Metalindo Tbk (BOLT)	0,003963762	0,101696989	-0,011090554	-0,287990045	0,282200064
9	PT Prima Alloy Steel Universal Tbk (PRAS)	-0,016556956	0,12383501	-0,143530004	-0,031746612	0,002001293
10	PT Selamat Sempurna Tbk (SMSM)	0,18677985	0,173512825	-0,028960058	-0,158522373	0,23934018

NO	NAMA PERUSAHAAN	PPE				
		2017	2018	2019	2020	2021
1	PT Astra International Tbk (ASII)	174.353.000.000.000	211.102.000.000.000	222.900.000.000.000	205.895.000.000.000	207.049.000.000.000
2	PT Astra Otoparts (AUTO)	9.533.768.000.000	9.875.965.000.000	10.471.160.000.000	10.026.461.000.000	10.325.444.000.000
3	PT Mitra Pinasthika Mustika Tbk (MPMX)	6.562.937.000.000	5.929.401.000.000	6.041.870.000.000	6.440.120.000.000	6.825.776.000.000
4	PT Indomobil Sukses Internasional Tbk (IMAS)	18.168.082.730.283	24.578.947.403.349	28.187.966.382.554	30.299.953.619.225	32.048.914.000.000
5	PT Gajah Tunggal Tbk (GJTL)	11.022.798.000.000	11.038.071.000.000	10.758.214.000.000	10.156.704.000.000	10.128.855.000.000
6	PT Indospring Tbk (INDS)	1.390.439.352.214	1.347.673.533.357	1.875.054.287.709	1.824.293.552.318	1.763.217.194.267
7	PT Multi Prima Sejahtera Tbk (LPIN)	134.645.700.908	164.017.700.176	184.300.792.833	186.035.198.310	199.822.811.336
8	PT Garuda Metalindo Tbk (BOLT)	648.545.792.303	678.926.571.637	677.548.317.589	650.432.963.473	724.520.031.146
9	PT Prima Alloy Steel Universal Tbk (PRAS)	891.138.527.815	996.087.944.745	1.112.053.916.452	1.190.249.589.615	1.198.120.413.798
10	PT Selamat Sempurna Tbk (SMSM)	873.231.000.000	947.421.000.000	968.657.000.000	1.080.550.000.000	1.073.852.000.000

NO	NAMA PERUSAHAAN	PPEt/Ait-1				
		2017	2018	2019	2020	2021
1	PT Astra International Tbk (ASII)	0,665837964	0,714036381	0,646628625	0,584998778	0,612203322
2	PT Astra Otoparts (AUTO)	0,652449304	0,668998664	0,658992572	0,626039159	0,680196315
3	PT Mitra Pinasthika Mustika Tbk (MPMX)	0,439691684	0,608732071	0,505874915	0,673393435	0,741139638
4	PT Indomobil Sukses Internasional Tbk (IMAS)	0,70876761	0,783384973	0,688250048	0,677871593	0,662048633
5	PT Gajah Tunggal Tbk (GJTL)	0,589524456	0,606781607	0,545784238	0,538643594	0,569623702
6	PT Indospring Tbk (INDS)	0,561278322	0,553546347	0,755358301	0,643620842	0,623869404
7	PT Multi Prima Sejahtera Tbk (LPIN)	0,281780885	0,611740423	0,611084095	0,572563623	0,591555096
8	PT Garuda Metalindo Tbk (BOLT)	0,537726061	0,571103011	0,516275672	0,513805694	0,647426509
9	PT Prima Alloy Steel Universal Tbk (PRAS)	0,5581943	0,645869347	0,67992948	0,718260819	0,717900535
10	PT Selamat Sempurna Tbk (SMSM)	0,387286783	0,387756355	0,345800358	0,347781335	0,318128789

NO	NAMA PERUSAHAAN	NDAit				
		2017	2018	2019	2020	2021
1	PT Astra International Tbk (ASII)	-0,066493977	-0,068306147	-0,079256373	-0,100476903	-0,042259869
2	PT Astra Otoparts (AUTO)	-0,069582445	-0,055803455	-0,077896936	-0,115925925	-0,041587691
3	PT Mitra Pinasthika Mustika Tbk (MPMX)	-0,100653867	-0,033307022	-0,044802868	-0,187448157	-0,048421217
4	PT Indomobil Sukses Internasional Tbk (IMAS)	-0,085527971	-0,081844247	-0,076474441	-0,096912161	-0,06471058
5	PT Gajah Tunggal Tbk (GJTL)	-0,060580678	-0,06401424	-0,063650711	-0,088920277	-0,04310245
6	PT Indospring Tbk (INDS)	-0,031216106	-0,02418316	-0,093360494	-0,098460802	-0,00435394
7	PT Multi Prima Sejahtera Tbk (LPIN)	0,022609316	0,054225214	0,039967758	0,04741748	0,043928519
8	PT Garuda Metalindo Tbk (BOLT)	-0,03511092	-0,018714423	-0,033444591	-0,093481308	0,01085793
9	PT Prima Alloy Steel Universal Tbk (PRAS)	-0,049135219	-0,03027543	-0,090619893	-0,072669769	-0,065857072
10	PT Selamat Sempurna Tbk (SMSM)	0,006898909	0,002885795	-0,03539518	-0,063480198	0,020835639

NO	NAMA PERUSAHAAN	TAit/Ait-1				
		2017	2018	2019	2020	2021
1	PT Astra International Tbk (ASII)	-0,000458269	-0,001082376	0,021568792	-0,054301934	-0,03745088
2	PT Astra Otoparts (AUTO)	0,010508426	0,00015797	-0,016053597	-0,074061036	-0,01823467
3	PT Mitra Pinasthika Mustika Tbk (MPMX)	0,001626332	0,369546934	0,023188358	-0,034897233	-0,018322038
4	PT Indomobil Sukses Internasional Tbk (IMAS)	0,02043685	0,075011817	0,018823992	-0,072686218	-0,055654562
5	PT Gajah Tunggal Tbk (GJTL)	-0,037107776	-0,030470432	-0,050187206	-0,120899021	-0,012570255
6	PT Indospring Tbk (INDS)	-0,083403237	-0,009466333	-0,021770835	-0,088221434	0,14798324
7	PT Multi Prima Sejahtera Tbk (LPIN)	0,409442413	0,178257618	0,045894	-0,029337858	0,064249459
8	PT Garuda Metalindo Tbk (BOLT)	-0,007307355	0,014576891	-0,032265714	-0,113852766	0,043252301
9	PT Prima Alloy Steel Universal Tbk (PRAS)	-0,00077118	-0,00711522	-0,028913288	-0,004114743	-0,019387467
10	PT Selamat Sempurna Tbk (SMSM)	0,048500492	0,037204385	-0,013990775	-0,130433047	0,07076112

NO	NAMA PERUSAHAAN	Dait				
		2017	2018	2019	2020	2021
1	PT Astra International Tbk (ASII)	0,066035708	0,067223772	0,100825165	0,046174969	0,004808989
2	PT Astra Otoparts (AUTO)	0,080090871	0,055961425	0,061843339	0,041864889	0,023353021
3	PT Mitra Pinasthika Mustika Tbk (MPMX)	0,102280199	0,402853957	0,067991226	0,152550925	0,030099179
4	PT Indomobil Sukses Internasional Tbk (IMAS)	0,105964821	0,156856063	0,095298433	0,024225942	0,009056018
5	PT Gajah Tunggal Tbk (GJTL)	0,023472902	0,033543807	0,013463506	-0,031978744	0,030532195
6	PT Indospring Tbk (INDS)	-0,05218713	0,014716826	0,071589659	0,010239368	0,15233718
7	PT Multi Prima Sejahtera Tbk (LPIN)	0,386833096	0,124032403	0,005926242	-0,076755339	0,02032094
8	PT Garuda Metalindo Tbk (BOLT)	0,027803565	0,033291315	0,001178877	-0,020371458	0,032394371

9	PT Prima Alloy Steel Universal Tbk (PRAS)	0,048364039	0,023160209	0,061706604	0,068555026	0,046469604
10	PT Selamat Sempurna Tbk (SMSM)	0,041601584	0,03431859	0,021404405	-0,066952849	0,049925481

Lampiran 7 : Transformasi Data Tabulasi

NO	NAMA PERUSAHAAN	Tahun	BPT	PROFITABILITAS	LEVERAGE
1	PT Astra International Tbk (ASII)	2017	0,000493167	0,078353842	0,89117822
2	PT Astra Otoparts (AUTO)	2017	0,001628545	0,037106729	0,372079628
3	PT Mitra Pinasthika Mustika Tbk (MPMX)	2017	0,004521909	0,042361561	1,106049995
4	PT Indomobil Sukses Internasional Tbk (IMAS)	2017	0,000986466	-0,00204928	2,384069211
5	PT Gajah Tunggal Tbk (GJTL)	2017	0,001931819	0,002475266	2,197149825
6	PT Indospring Tbk (INDS)	2017	0,006670553	0,046676551	0,135115565
7	PT Multi Prima Sejahtera Tbk (LPIN)	2017	0,000551173	0,716023462	0,158361598
8	PT Garuda Metalindo Tbk (BOLT)	2017	0,004590314	0,078419707	0,649559096
9	PT Prima Alloy Steel Universal Tbk (PRAS)	2017	0,004553477	-0,002091932	1,280058588
10	PT Selamat Sempurna Tbk (SMSM)	2017	0,001550762	0,22730679	0,336485277
11	PT Astra International Tbk (ASII)	2018	0,000349474	0,079405647	0,976973326
12	PT Astra Otoparts (AUTO)	2018	0,002291812	0,042845568	0,410703383
13	PT Mitra Pinasthika Mustika Tbk (MPMX)	2018	0,003321629	0,309947991	0,36193031
14	PT Indomobil Sukses Internasional Tbk (IMAS)	2018	0,000657205	0,002751914	2,967165437
15	PT Gajah Tunggal Tbk (GJTL)	2018	0,002365763	-0,003782416	2,354470502
16	PT Indospring Tbk (INDS)	2018	0,001517908	0,044589779	0,131301409
17	PT Multi Prima Sejahtera Tbk (LPIN)	2018	0,001276552	0,108608144	0,102445441
18	PT Garuda Metalindo Tbk (BOLT)	2018	0,004332205	0,057710627	0,778203142
19	PT Prima Alloy Steel Universal Tbk (PRAS)	2018	0,00072966	0,003886881	1,376796465
20	PT Selamat Sempurna Tbk (SMSM)	2018	0,001403291	0,226170685	0,302717278
21	PT Astra International Tbk (ASII)	2019	0,000848603	0,075636866	0,88451674
22	PT Astra Otoparts (AUTO)	2019	0,000502698	0,051010605	0,374675959
23	PT Mitra Pinasthika Mustika Tbk (MPMX)	2019	0,002006876	0,04875194	0,316168396
24	PT Indomobil Sukses Internasional Tbk (IMAS)	2019	0,001426359	0,00348625	3,751063855
25	PT Gajah Tunggal Tbk (GJTL)	2019	0,000285744	0,014271634	2,023924123
26	PT Indospring Tbk (INDS)	2019	0,002762916	0,03579761	0,101907602
27	PT Multi Prima Sejahtera Tbk (LPIN)	2019	0,001962321	0,092080726	0,071274343
28	PT Garuda Metalindo Tbk (BOLT)	2019	0,00407622	0,040676281	0,663424502
29	PT Prima Alloy Steel Universal Tbk (PRAS)	2019	0,006083927	-0,026325146	1,566305065

30	PT Selamat Sempurna Tbk (SMSM)	2019	0,003169876	0,205561605	0,272152145
31	PT Astra International Tbk (ASII)	2020	0,002880393	0,054910808	0,730345759
32	PT Astra Otoparts (AUTO)	2020	0,001724007	-0,002494319	0,346852586
33	PT Mitra Pinasthika Mustika Tbk (MPMX)	2020	0,002051322	0,014503187	0,456358754
34	PT Indomobil Sukses Internasional Tbk (IMAS)	2020	0,001685982	-0,01395845	2,806811953
35	PT Gajah Tunggal Tbk (GJTL)	2020	0,000687894	0,017934996	1,593913741
36	PT Indospring Tbk (INDS)	2020	0,000239027	0,020787545	0,102397178
37	PT Multi Prima Sejahtera Tbk (LPIN)	2020	0,000148445	0,019930818	0,089780037
38	PT Garuda Metalindo Tbk (BOLT)	2020	0,004577496	-0,051281814	0,417035528
39	PT Prima Alloy Steel Universal Tbk (PRAS)	2020	0,003451118	-0,002965074	2,210384503
40	PT Selamat Sempurna Tbk (SMSM)	2020	0,000653939	0,159713182	0,274500002
41	PT Astra International Tbk (ASII)	2021	0,001336475	0,069657593	0,70355031
42	PT Astra Otoparts (AUTO)	2021	0,004551619	0,03746536	0,430666547
43	PT Mitra Pinasthika Mustika Tbk (MPMX)	2021	0,001786785	0,041718247	0,576895289
44	PT Indomobil Sukses Internasional Tbk (IMAS)	2021	0,000637923	-0,00500435	2,971878102
45	PT Gajah Tunggal Tbk (GJTL)	2021	0,001985529	0,004330624	1,647728028
46	PT Indospring Tbk (INDS)	2021	0,00331691	0,049983831	0,188768912
47	PT Multi Prima Sejahtera Tbk (LPIN)	2021	0,000556298	0,075298081	0,094558043
48	PT Garuda Metalindo Tbk (BOLT)	2021	0,020508866	0,060470937	0,513668649
49	PT Prima Alloy Steel Universal Tbk (PRAS)	2021	0,000743168	-0,000433561	2,360597378
50	PT Selamat Sempurna Tbk (SMSM)	2021	0,000293288	0,188237006	0,328760184

NO	NAMA PERUSAHAAN	Tahun	UKURAN PERUSAHAAN	MANAJEMEN LABA
1	PT Astra International Tbk (ASII)	2017	33,32018391	0,066035708
2	PT Astra Otoparts (AUTO)	2017	30,32309836	0,080090871
3	PT Mitra Pinasthika Mustika Tbk (MPMX)	2017	29,90732137	0,102280199
4	PT Indomobil Sukses Internasional Tbk (IMAS)	2017	31,07704244	0,105964821
5	PT Gajah Tunggal Tbk (GJTL)	2017	30,53195776	0,023472902
6	PT Indospring Tbk (INDS)	2017	28,52081071	-0,05218713
7	PT Multi Prima Sejahtera Tbk (LPIN)	2017	26,31468742	0,386833096
8	PT Garuda Metalindo Tbk (BOLT)	2017	27,8039645	0,027803565
9	PT Prima Alloy Steel Universal Tbk (PRAS)	2017	28,06425943	0,048364039

10	PT Selamat Sempurna Tbk (SMSM)	2017	28,52438748	0,041601584
11	PT Astra International Tbk (ASII)	2018	33,4737275	0,067223772
12	PT Astra Otoparts (AUTO)	2018	30,39668894	0,055961425
13	PT Mitra Pinasthika Mustika Tbk (MPMX)	2018	30,11120053	0,402853957
14	PT Indomobil Sukses Internasional Tbk (IMAS)	2018	31,34351934	0,156856063
15	PT Gajah Tunggal Tbk (GJTL)	2018	30,61222222	0,033543807
16	PT Indospring Tbk (INDS)	2018	28,5402218	0,014716826
17	PT Multi Prima Sejahtera Tbk (LPIN)	2018	26,4323557	0,124032403
18	PT Garuda Metalindo Tbk (BOLT)	2018	27,90286111	0,033291315
19	PT Prima Alloy Steel Universal Tbk (PRAS)	2018	28,12299599	0,023160209
20	PT Selamat Sempurna Tbk (SMSM)	2018	28,66107008	0,03431859
21	PT Astra International Tbk (ASII)	2019	33,49453297	0,100825165
22	PT Astra Otoparts (AUTO)	2019	30,40459117	0,061843339
23	PT Mitra Pinasthika Mustika Tbk (MPMX)	2019	29,88899381	0,067991226
24	PT Indomobil Sukses Internasional Tbk (IMAS)	2019	31,4309647	0,095298433
25	PT Gajah Tunggal Tbk (GJTL)	2019	30,56785626	0,013463506
26	PT Indospring Tbk (INDS)	2019	28,67285941	0,071589659
27	PT Multi Prima Sejahtera Tbk (LPIN)	2019	26,50683315	0,005926242
28	PT Garuda Metalindo Tbk (BOLT)	2019	27,86681419	0,001178877
29	PT Prima Alloy Steel Universal Tbk (PRAS)	2019	28,13610666	0,061706604
30	PT Selamat Sempurna Tbk (SMSM)	2019	28,76467263	0,021404405
31	PT Astra International Tbk (ASII)	2020	33,45466742	0,046174969
32	PT Astra Otoparts (AUTO)	2020	30,35100608	0,041864889
33	PT Mitra Pinasthika Mustika Tbk (MPMX)	2020	29,85129338	0,152550925
34	PT Indomobil Sukses Internasional Tbk (IMAS)	2020	31,51070068	0,024225942
35	PT Gajah Tunggal Tbk (GJTL)	2020	30,5091887	-0,031978744
36	PT Indospring Tbk (INDS)	2020	28,66997543	0,010239368
37	PT Multi Prima Sejahtera Tbk (LPIN)	2020	26,54569732	-0,076755339
38	PT Garuda Metalindo Tbk (BOLT)	2020	27,74352524	-0,020371458
39	PT Prima Alloy Steel Universal Tbk (PRAS)	2020	28,14319937	0,068555026
40	PT Selamat Sempurna Tbk (SMSM)	2020	28,84757228	-0,066952849
41	PT Astra International Tbk (ASII)	2021	33,53723002	0,004808989

42	PT Astra Otoparts (AUTO)	2021	30,46112068	0,023353021
43	PT Mitra Pinasthika Mustika Tbk (MPMX)	2021	29,92049402	0,030099179
44	PT Indomobil Sukses Internasional Tbk (IMAS)	2021	31,56330954	0,009056018
45	PT Gajah Tunggal Tbk (GJTL)	2021	30,54603535	0,030532195
46	PT Indospring Tbk (INDS)	2021	28,78317988	0,15233718
47	PT Multi Prima Sejahtera Tbk (LPIN)	2021	26,46267305	0,02032094
48	PT Garuda Metalindo Tbk (BOLT)	2021	27,9446714	0,032394371
49	PT Prima Alloy Steel Universal Tbk (PRAS)	2021	28,12437133	0,046469604
50	PT Selamat Sempurna Tbk (SMSM)	2021	28,98398152	0,049925481



Lampiran 8 : Output SPSS

Descriptives

Descriptive Statistics

	N	Minimum	Maximum	Mean	Std. Deviation
MANAJEMENLABA	47	-.08	.40	.0562	.08667
BPT	47	.00	.02	.0025	.00314
PROFITABILITAS	47	-.05	.72	.0693	.12105
LEVERAGE	47	.07	3.75	.9551	.91502
UKURANPERUSAHAAN	47	26.31	33.54	29.5928	1.91425
Valid N (listwise)	47				

Regression

Model Summary^b

Model	R	R Square	Adjusted R Square	Std. Error of the Estimate	Change Statistics					Durbin-Watson
					R Square Change	F Change	df1	df2	Sig. F Change	
1	.696 ^a	.485	.436	.06509	.485	9.886	4	42	.000	1.745

a. Predictors: (Constant), UKURANPERUSAHAAN, BPT, PROFITABILITAS, LEVERAGE

b. Dependent Variable: MANAJEMENLABA

ANOVA^a

Model		Sum of Squares	df	Mean Square	F	Sig.
1	Regression	.168	4	.042	9.886	.000 ^b
	Residual	.178	42	.004		
	Total	.346	46			

a. Dependent Variable: MANAJEMENLABA


b. Predictors: (Constant), UKURANPERUSAHAAN, BPT, PROFITABILITAS, LEVERAGE

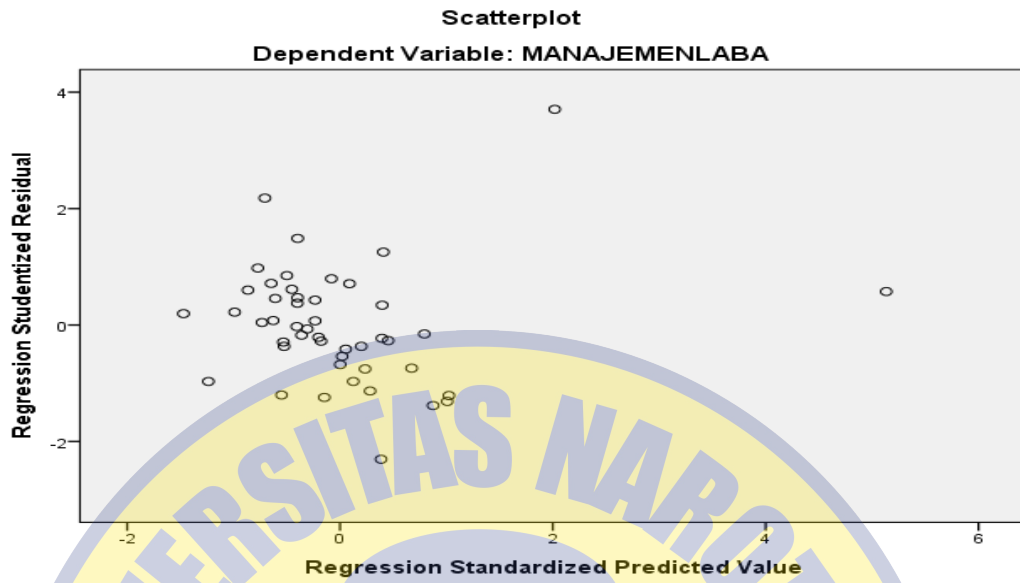
Coefficients^a

Model		Unstandardized Coefficients		Standardized Coefficients	t	Sig.	Collinearity Statistics	
		B	Std. Error	Beta			Tolerance	VIF
1	(Constant)	-.206	.165		-1.242	.221		
	BPT	1.938	3.209	.070	.604	.549	.908	1.101
	PROFITABILITAS	.551	.088	.769	6.250	.000	.810	1.235
	LEVERAGE	.027	.012	.280	2.231	.031	.778	1.286
	UKURANPERUSAHAAN	.007	.006	.144	1.178	.245	.817	1.224

a. Dependent Variable: MANAJEMENLABA

Charts





One-Sample Kolmogorov-Smirnov Test

		Unstandardized Residual
N		47
Normal Parameters ^{a,b}	Mean	.00E-7
	Std. Deviation	.06219823
	Absolute	.088
Most Extreme Differences	Positive	.088
	Negative	-.062
Kolmogorov-Smirnov Z		.604
Asymp. Sig. (2-tailed)		.859

a. Test distribution is Normal.

b. Calculated from data.

